

# 可调扳手

250/1AP



## 配置文件

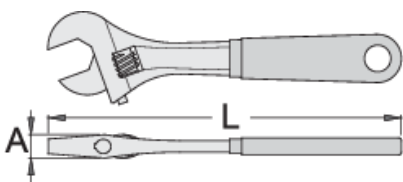


## 标准

DIN 3117, ISO 6787

## 产品属性





- 材料：铬钒钢
- 落锻，完全淬火与回火
- 表面处理：根据ISO 1456:2009标准镀铬
- 头部抛光
- 带刻度
- 双层浸塑塑料手柄
- 根据标准ISO 6787生产



L

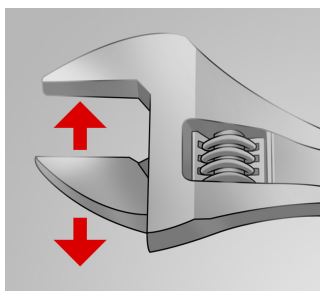
A



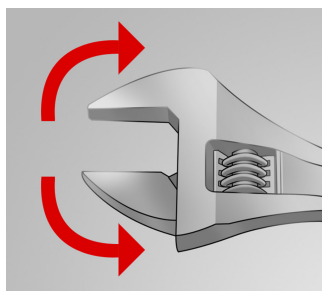
			L	A		
617246	200	8"	205	15	24	280
617247	250	10"	255	17	27	490
617248	300	12"	305	20	34	785
617249	380	16"	385	26	41	1395

\* Images of products are symbolic. All dimensions are in mm, and weight in grams. All listed dimensions may vary in tolerance.

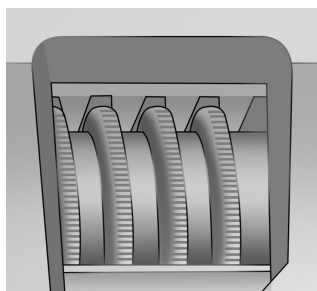
## 用途 (pictures)



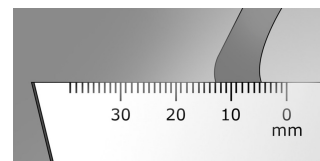
The adjustable jaw



The wrench sustains both directions of rotation



Toothed adjustable screw



Measuring scale

## Photo (pictures)



## 配件



可调扳手250/1、250/1A的备用零件

## Safety tips



● Discard any wrench with a spread or damaged fixed jaw or a bent handle



Safety (pictures)

