





# Spare parts for adjustable wrench 250/1, 250/1A

250.1/1



## Profiles



			
611978	100	4"	16
611979	150	6"	30
602070	200	8"	55
602071	250	10"	95
602072	300	12"	123



602073

380

16"

224

602069

450

18"

320

615149

600

24"

511

\* Images of products are symbolic. All dimensions are in mm, and weight in grams. All listed dimensions may vary in tolerance.

## Safety tips



- Discard any wrench with a spread or damaged fixed jaw or a bent handle