

# Izvijači TBI u garnituri

600CS5TBI






## Profili



## Atributi proizvoda

### Set sadrži:

- 1x izvijač plosnati TBI (artikal 605TBI) dim. 0.8x4.0x100
- 2x izvijač plosnati ojačani TBI (artikal 600TBI) dim. 1.0x5.5x100, 1.2x6.5x125
- 2x izvijač križni (PH) TBI (artikal 616TBI) dim. PH 1x80, PH 2x100

Naziv proizvoda	SKU	Članak	Standardi	Količina
Izvijači TBI u garnituri	614007	600CS5TBI	-	5
Izvijač plosnati TBI		605TBI	0.8 x 4.0x100	1
Izvijač plosnati ojačani TBI		600TBI	1.0 x 5.5x100, 1.2 x 6.5x125	2
Izvijač križni (PH) TBI		616TBI	PH 1x80, PH 2x100	2

\* Slike proizvoda su simbolične. Sve dimenzije su u mm, masa je u g.

## Safety tips



- Use a screw holding screwdriver to get screws started in awkward, hard-to-reach areas.
- Use a stubby screwdriver in close quarters where a conventional screwdriver cannot be used.
- A rounded tip should be redressed with a file; make sure edges are straight.
- Screwdrivers used in the shop are best stored in a rack. This way, the proper selection of the right screwdriver can be quickly made.
- Keep the screwdriver handle clean; a greasy handle is apt to cause accidents.
- A screwdriver should never be used as pry bar. If it is overstressed in this manner, the blade might break and send a particle of steel into the operator's arm or even towards his eyes.



- Don't use pliers on the handle of a screwdriver to get extra turning power. A wrench should only be used on the square shank or bolster of a screwdriver that is especially designed for that purpose.
- Don't expose a screwdriver blade to excessive heat as it may reduce the hardness of the blade.
- Don't use a screwdriver with a split or broken handle.
- Don't use a regular screwdriver to check a storage battery or to determine if an electrical circuit is live.

## Safety (pictures)

