

SET kaçavidash TBI me gjashtëkëndësh, në kuti kartoni

600CS5TBI




Profiles





Product features

Seti përfshin:

- 1x kaçavidë e rrafshhtë TBI (artikulli 605TBI) dim. 0.8x4.0x100
- Kaçavidë e rrafshhtë TBI me mbajtës gjashtëkëndësh 2x (artikulli 600TBI) dim. 1.0x5.5x100, 1.2x6.5x125
- Kaçavidë 2x me majë plus (PH) TBI me mbajtës gjashtëkëndësh (artikulli 616TBI) dim. PH 1x80, PH 2x100

Product name	SKU	Article	Dimensions	Quantity
SET kaçavidash TBI me gjashtëkëndësh, në kuti kartoni	614007	600CS5TBI	-	5
Kaçavidë e rrafshhtë TBI		605TBI	0.8 x 4.0x100	1

Product name	SKU	Article	Dimensions	Quantity
Kaçavida të rrafshhta TBI me gjashtëkëndësh		600TBI	1.0 x 5.5x100, 1.2 x 6.5x125	2
Kaçavidë kryq (PH) TBI me mbajtës gjashtëkëndor		616TBI	PH 1x80, PH 2x100	2

* Imazhet e produkteve janë simbolike. Të gjitha dimensionet janë në mm, pesha në gram. Të gjitha dimensionet e listuara mund të ndryshojnë në tolerancë.

Safety tips



- Use a screw holding screwdriver to get screws started in awkward, hard-to-reach areas.
- Use a stubby screwdriver in close quarters where a conventional screwdriver cannot be used.
- A rounded tip should be redressed with a file; make sure edges are straight.
- Screwdrivers used in the shop are best stored in a rack. This way, the proper selection of the right screwdriver can be quickly made.
- Keep the screwdriver handle clean; a greasy handle is apt to cause accidents.
- A screwdriver should never be used as pry bar. If it is overstressed in this manner, the blade might break and send a particle of steel into the operator's arm or even towards his eyes.



- Don't use pliers on the handle of a screwdriver to get extra turning power. A wrench should only be used on the square shank or bolster of a screwdriver that is especially designed for that purpose.
- Don't expose a screwdriver blade to excessive heat as it may reduce the hardness of the blade.
- Don't use a screwdriver with a split or broken handle.
- Don't use a regular screwdriver to check a storage battery or to determine if an electrical circuit is live.

Safety (pictures)

