

# Ključevi nasadni, izolovani, sa VDE TBI ručkom u garnituri

629CS6VDEETBI




## Profili



## Opis proizvoda

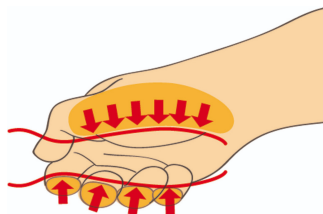
### Sadržaj:

- 6 kom. izolovanih nasadnih ključeva sa TBI ručkom (art. 629VDEETBI), dim. 5.5, 6, 7, 8, 10, 13 mm

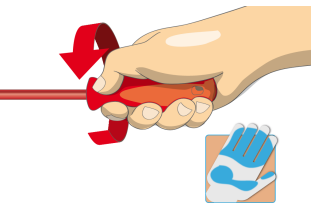
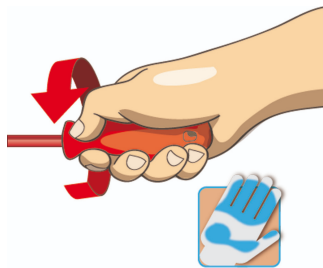
Naziv proizvoda	SKU	Artikal	Dimenzije	Količina
Ključevi nasadni, izolovani, sa VDE TBI ručkom u garnituri	617050	629CS6VDEETBI	5.5 - 13	6
Ključ nasadni sa VDE TBI ručkom, izolovan		629VDEETBI	5.5, 6, 7, 8, 10, 13	6

\* Fotografije proizvoda su simbolične. Sve dimenzije su u mm, a težina u gramima. Sve navedene dimenzije mogu odstupati u granicama tolerancija.

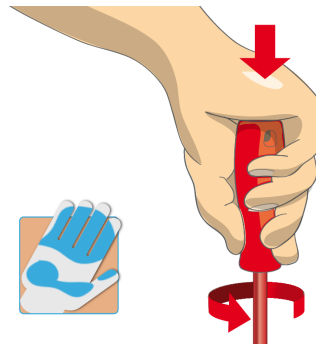
## Upotreba (slike)



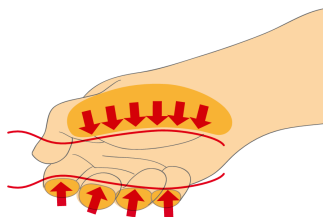
Ergonomski oblikovana drška za odličan priхват i zaštitu ruke korisnika



Ergonomski dizajnirana drška štiti vašu ruku



Velika kontaktna površina = veći obrtni moment



## Pravilna upotreba



- Use a screw holding screwdriver to get screws started in awkward, hard-to-reach areas.
- Use a stubby screwdriver in close quarters where a conventional screwdriver cannot be used.
- A rounded tip should be redressed with a file; make sure edges are straight.
- Screwdrivers used in the shop are best stored in a rack. This way, the proper selection of the right screwdriver can be quickly made.
- Keep the screwdriver handle clean; a greasy handle is apt to cause accidents.
- A screwdriver should never be used as pry bar. If it is overstressed in this manner, the blade might break and send a particle of steel into the operator's arm or even towards his eyes.
- VDE tools that have several parts, have to be assembled correctly before use.
- When working with VDE tools avoid contact with water.



- Don't use pliers on the handle of a screwdriver to get extra turning power. A wrench should only be used on the square shank or bolster of a screwdriver that is especially designed for that purpose.
- Don't expose a screwdriver blade to excessive heat as it may reduce the hardness of the blade.
- Don't use a screwdriver with a split or broken handle.
- Don't use a regular screwdriver to check a storage battery or to determine if an electrical circuit is live.
- Don't use tools that shows sign of wear and have the second layer of plastic visible.