

# Izvijači nasadni VDE TBI garnitura u kartonskoj ambalaži

629CS6VDEETBI




## Profili



## Atributi proizvoda

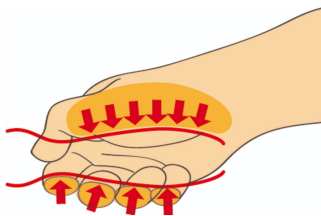
### Set sadrži:

- 6x izvijač nasadni s VDE izolacijom TBI (artikal 629VDEETBI) dim. 5.5, 6, 7, 8, 10, 13

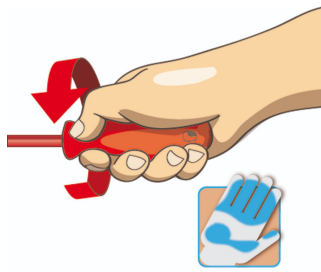
Naziv proizvoda	SKU	Članak	Standardi	Količina
Izvijači nasadni VDE TBI garnitura u kartonskoj ambalaži	617050	629CS6VDEETBI	5.5 - 13	6
Izvijač nasadni s VDE izolacijom TBI		629VDEETBI	5.5, 6, 7, 8, 10, 13	6

\* Slike proizvoda su simbolične. Sve dimenzije su u mm, masa je u g.

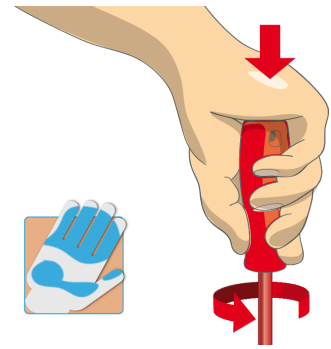
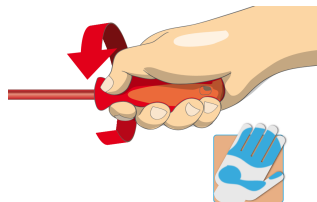
upotreba (pictures)



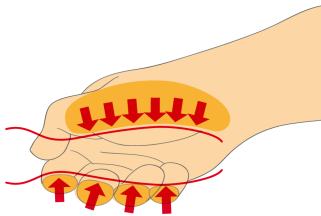
Ergonomski oblikovana drška za odličan prihvati i zaštitu ruke korisnika



Ergonomski dizajnirana ručka štiti vašu ruku



Velika kontaktna površina = veći okretni moment



## Safety tips



- Use a screw holding screwdriver to get screws started in awkward, hard-to-reach areas.
- Use a stubby screwdriver in close quarters where a conventional screwdriver cannot be used.
- A rounded tip should be redressed with a file; make sure edges are straight.
- Screwdrivers used in the shop are best stored in a rack. This way, the proper selection of the right screwdriver can be quickly made.
- Keep the screwdriver handle clean; a greasy handle is apt to cause accidents.
- A screwdriver should never be used as pry bar. If it is overstressed in this manner, the blade might break and send a particle of steel into the operator's arm or even towards his eyes.
- VDE tools that have several parts, have to be assembled correctly before use.
- When working with VDE tools avoid contact with water.



- Don't use pliers on the handle of a screwdriver to get extra turning power. A wrench should only be used on the square shank or bolster of a screwdriver that is especially designed for that purpose.
- Don't expose a screwdriver blade to excessive heat as it may reduce the hardness of the blade.
- Don't use a screwdriver with a split or broken handle.
- Don't use a regular screwdriver to check a storage battery or to determine if an electrical circuit is live.
- Don't use tools that shows sign of wear and have the second layer of plastic visible.