

# Set of insulated socket wrenches with VDE TBI handle

629CS6VDEETBI




## Profiles



## Product features

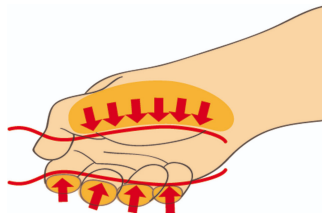
Set includes:

- 6x insulated socket wrench with VDE TBI handle (article 629VDEETBI) dim. 5.5, 6, 7, 8, 10, 13

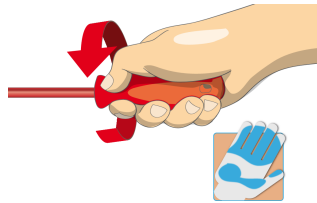
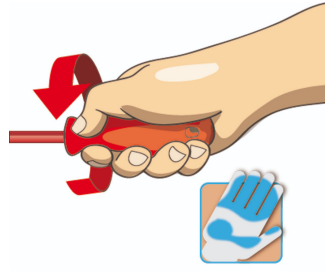
Product name	SKU	Article	Dimensions	Quantity
Set of insulated socket wrenches with VDE TBI handle	617050	629CS6VDEETBI	5.5 - 13	6
Insulated socket wrench with VDE TBI handle		629VDEETBI	5.5, 6, 7, 8, 10, 13	6

\* Images of products are symbolic. All dimensions are in mm, and weight in grams. All listed dimensions may vary in tolerance.

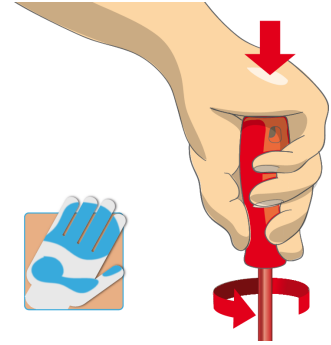
## Usage (pictures)



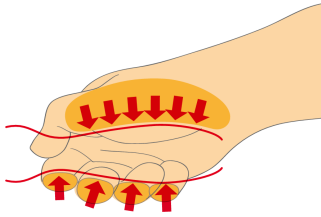
Ergonomic handle design for protecting your hands.



Ergonomic handle design = protecting your hand



Large hand contact area = more torque power



## Safety tips



- Use a screw holding screwdriver to get screws started in awkward, hard-to-reach areas.
- Use a stubby screwdriver in close quarters where a conventional screwdriver cannot be used.
- A rounded tip should be redressed with a file; make sure edges are straight.
- Screwdrivers used in the shop are best stored in a rack. This way, the proper selection of the right screwdriver can be quickly made.
- Keep the screwdriver handle clean; a greasy handle is apt to cause accidents.
- A screwdriver should never be used as pry bar. If it is overstressed in this manner, the blade might break and send a particle of steel into the operator's arm or even towards his eyes.
- VDE tools that have several parts, have to be assembled correctly before use.
- When working with VDE tools avoid contact with water.



- Don't use pliers on the handle of a screwdriver to get extra turning power. A wrench should only be used on the square shank or bolster of a screwdriver that is especially designed for that purpose.
- Don't expose a screwdriver blade to excessive heat as it may reduce the hardness of the blade.
- Don't use a screwdriver with a split or broken handle.
- Don't use a regular screwdriver to check a storage battery or to determine if an electrical circuit is live.
- Don't use tools that shows sign of wear and have the second layer of plastic visible.