

# VDE Schroevendraaierset TBI TX

621CS6VDEBTBI



## Profielen



## Product attributen

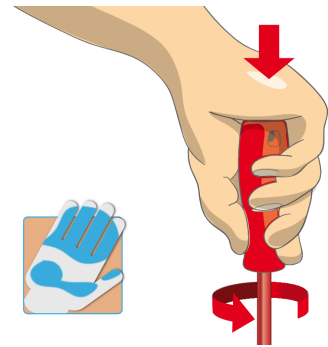
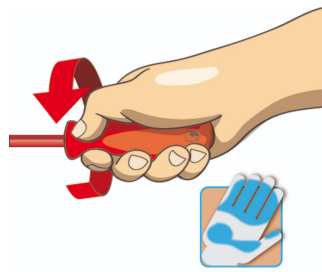
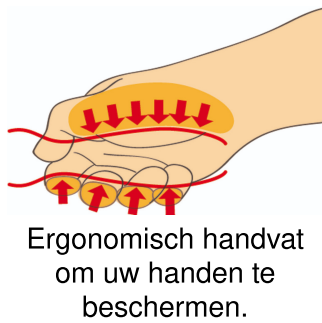
### Set bevat

- 6x screwdriver with insulated blade VDE TBI with TX profile (article 621VDEBTBI) dim. TX10, TX15, TX20, TX25, TX27, TX30

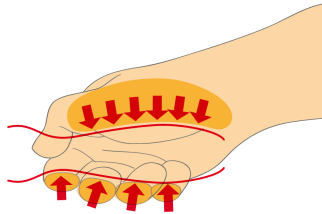
Productnaam	SKU	Artikel	Afmetingen	Hoeveelheid
VDE Schroevendraaierset TBI TX	617049	621CS6VDEBTBI	TX 10 - TX 30	6
VDE schroevendraaier, TBI TX		621VDEBTBI	TX 10, TX 15, TX 20, TX 25, TX 27, TX 30	6

\* Afbeeldingen van producten zijn symbolisch. Alle afmetingen zijn in mm en gewicht in gram. Alle vermelde afmetingen kunnen variëren in tolerantie.

## Gebruik (Afbeeldingen)



Groot contactvlak = meer draaikracht



## Veiligheidstips



- Use a screw holding screwdriver to get screws started in awkward, hard-to-reach areas.
- Use a stubby screwdriver in close quarters where a conventional screwdriver cannot be used.
- A rounded tip should be redressed with a file; make sure edges are straight.
- Screwdrivers used in the shop are best stored in a rack. This way, the proper selection of the right screwdriver can be quickly made.
- Keep the screwdriver handle clean; a greasy handle is apt to cause accidents.
- A screwdriver should never be used as pry bar. If it is overstressed in this manner, the blade might break and send a particle of steel into the operator's arm or even towards his eyes.
- VDE tools that have several parts, have to be assembled correctly before use.
- When working with VDE tools avoid contact with water.



- Don't use pliers on the handle of a screwdriver to get extra turning power. A wrench should only be used on the square shank or bolster of a screwdriver that is especially designed for that purpose.
- Don't expose a screwdriver blade to excessive heat as it may reduce the hardness of the blade.
- Don't use a screwdriver with a split or broken handle.
- Don't use a regular screwdriver to check a storage battery or to determine if an electrical circuit is live.
- Don't use tools that shows sign of wear and have the second layer of plastic visible.