

Szigetelt Torx (TX) csavarhúzó-készlet VDE TBI markolattal

621CS6VDEETBI




Profilok



Termékjellemzők

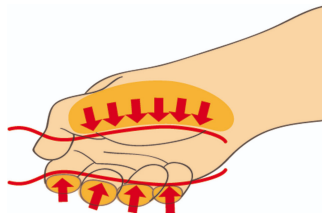
Készlet tartalma:

- 6x Torx csavarhúzó szigetelt szárral, VDE TBI (621VDEETBI): TX10, TX15, TX20, TX25, TX27, TX30

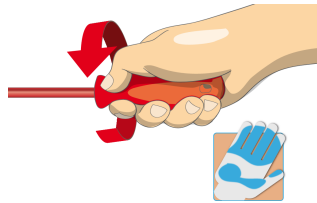
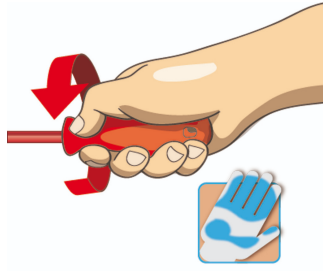
Termék megnevezése	SKU	Cikk	Méretek	Mennyiség
Szigetelt Torx (TX) csavarhúzó-készlet VDE TBI markolattal	617049	621CS6VDEETBI	TX 10 - TX 30	6
Szigetelt Torx (TX) csavarhúzó VDE TBI markolattal		621VDEETBI	TX 10, TX 15, TX 20, TX 25, TX 27, TX 30	6

* A termékképek illusztrációk. Minden feltüntetett méret milliméterben, a tömegek grammban. Az összes feltüntetett méret eltérhet a toleranciának megfelelően.

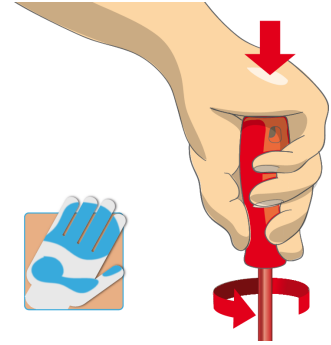
Használat (pictures)



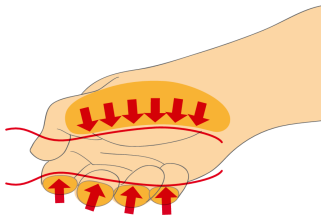
Ergonomikus markolat kialakítás a kezek védelméért.



Ergonomiailag tervezett markolat = a kéz védelme



Nagyobb érintkező felület a kézzel = nagyobb nyomaték



Safety tips



- Use a screw holding screwdriver to get screws started in awkward, hard-to-reach areas.
- Use a stubby screwdriver in close quarters where a conventional screwdriver cannot be used.
- A rounded tip should be redressed with a file; make sure edges are straight.
- Screwdrivers used in the shop are best stored in a rack. This way, the proper selection of the right screwdriver can be quickly made.
- Keep the screwdriver handle clean; a greasy handle is apt to cause accidents.
- A screwdriver should never be used as pry bar. If it is overstressed in this manner, the blade might break and send a particle of steel into the operator's arm or even towards his eyes.
- VDE tools that have several parts, have to be assembled correctly before use.
- When working with VDE tools avoid contact with water.



- Don't use pliers on the handle of a screwdriver to get extra turning power. A wrench should only be used on the square shank or bolster of a screwdriver that is especially designed for that purpose.
- Don't expose a screwdriver blade to excessive heat as it may reduce the hardness of the blade.
- Don't use a screwdriver with a split or broken handle.
- Don't use a regular screwdriver to check a storage battery or to determine if an electrical circuit is live.
- Don't use tools that shows sign of wear and have the second layer of plastic visible.