

Odvijači VDE TBI imbus, izolovani, u garnituri

620CS6VDEETBI




Profili



Opis proizvoda

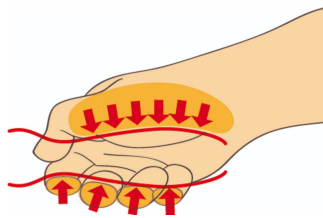
Sadržaj:

- 6 kom. izolovanih imbus ključeva sa TBI ručkom (art. 620VDEETBI), dim. 2.5, 3, 4, 5, 6, 8 mm

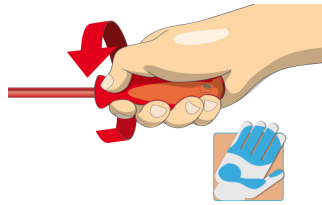
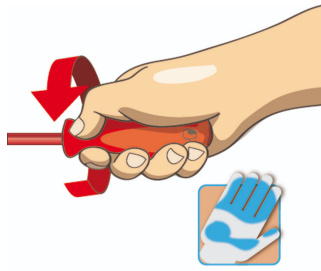
Naziv proizvoda	SKU	Artikal	Dimenzije	Količina
Odvijači VDE TBI imbus, izolovani, u garnituri	617048	620CS6VDEETBI	2.5 - 8	6
Odvijač VDE TBI imbus, izolovan		620VDEETBI	2.5, 3, 4, 5, 6, 8	6

* Fotografije proizvoda su simbolične. Sve dimenzije su u mm, a težina u gramima. Sve navedene dimenzije mogu odstupati u granicama tolerancija.

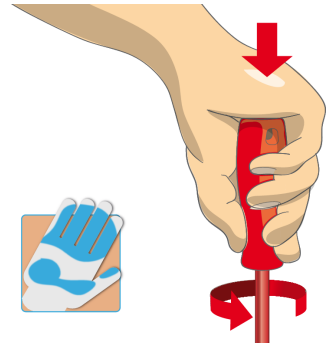
Upotreba (slike)



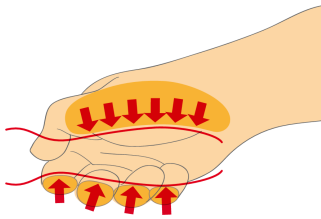
Ergonomski oblikovana drška za odličan prihvati i zaštitu ruke korisnika



Ergonomski dizajnirana drška štiti vašu ruku



Velika kontaktna površina = veći obrtni moment



Pravilna upotreba



- Use a screw holding screwdriver to get screws started in awkward, hard-to-reach areas.
- Use a stubby screwdriver in close quarters where a conventional screwdriver cannot be used.
- A rounded tip should be redressed with a file; make sure edges are straight.
- Screwdrivers used in the shop are best stored in a rack. This way, the proper selection of the right screwdriver can be quickly made.
- Keep the screwdriver handle clean; a greasy handle is apt to cause accidents.
- A screwdriver should never be used as pry bar. If it is overstressed in this manner, the blade might break and send a particle of steel into the operator's arm or even towards his eyes.
- VDE tools that have several parts, have to be assembled correctly before use.
- When working with VDE tools avoid contact with water.



- Don't use pliers on the handle of a screwdriver to get extra turning power. A wrench should only be used on the square shank or bolster of a screwdriver that is especially designed for that purpose.
- Don't expose a screwdriver blade to excessive heat as it may reduce the hardness of the blade.
- Don't use a screwdriver with a split or broken handle.
- Don't use a regular screwdriver to check a storage battery or to determine if an electrical circuit is live.
- Don't use tools that shows sign of wear and have the second layer of plastic visible.