

Гарнитура изолирани шестоаголни одвртувачи VDE TBI

620CS6VDEETBI




Profiles



Product features

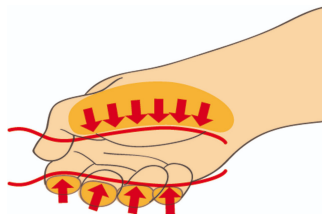
Гарнитурата вклучува:

- 6 x Одвртка изолирана со двоен крстач (PZ)облик, VDE TBI изведба (article 620VDEETBI) dim. 2.5, 3, 4, 5, 6, 8

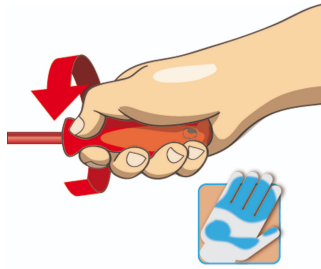
Product name	SKU	Article	Dimensions	Quantity
Гарнитура изолирани шестоаголни одвртувачи VDE TBI	617048	620CS6VDEETBI	2.5 - 8	6
Одвртка Шестоаголна изолирана VDE TBI изведба		620VDEETBI	2.5, 3, 4, 5, 6, 8	6

* Сликите на производите се симболични. Сите димензии се во мм, тежината е во грамови. Сите наведени димензии може да се разликуваат во ниво на толеранција

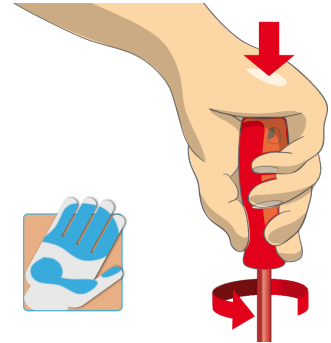
Usage (pictures)



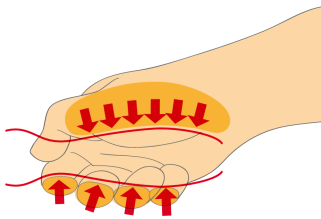
Ергономската рачка е изработена за заштита на вашите дланки.



Ергономски дизајн на рачката = ја заштитува вашата дланка



Голема контакт област на дланката=повеќе сила на момент на вртежи



Safety tips



- Use a screw holding screwdriver to get screws started in awkward, hard-to-reach areas.
- Use a stubby screwdriver in close quarters where a conventional screwdriver cannot be used.
- A rounded tip should be redressed with a file; make sure edges are straight.
- Screwdrivers used in the shop are best stored in a rack. This way, the proper selection of the right screwdriver can be quickly made.
- Keep the screwdriver handle clean; a greasy handle is apt to cause accidents.
- A screwdriver should never be used as pry bar. If it is overstressed in this manner, the blade might break and send a particle of steel into the operator's arm or even towards his eyes.
- VDE tools that have several parts, have to be assembled correctly before use.
- When working with VDE tools avoid contact with water.



- Don't use pliers on the handle of a screwdriver to get extra turning power. A wrench should only be used on the square shank or bolster of a screwdriver that is especially designed for that purpose.
- Don't expose a screwdriver blade to excessive heat as it may reduce the hardness of the blade.
- Don't use a screwdriver with a split or broken handle.
- Don't use a regular screwdriver to check a storage battery or to determine if an electrical circuit is live.
- Don't use tools that shows sign of wear and have the second layer of plastic visible.

