

# Jeu de 6 tournevis hexagonaux isolés VDE 1000V TBI

620CS6VDEETBI




## Profils



## Description produit

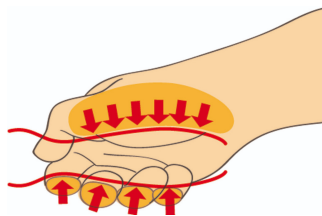
Le jeu comprend :

- 4 tournevis isolés VDE pour vis 6 pans creuses (réf 620VDEETBI) dim 2.5, 3, 4, 5, 6, 8

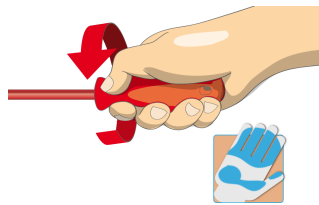
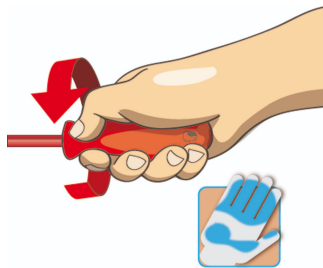
Nom du produit	SKU	Article	Dimensions	Quantité
Jeu de 6 tournevis hexagonaux isolés VDE 1000V TBI	617048	620CS6VDEETBI	2.5 - 8	6
Tournevis isolé VDE 1000V TBI pour vis 6 pans creuses		620VDEETBI	2.5, 3, 4, 5, 6, 8	6

\* Les images des produits ne sont pas contractuelles. Toutes les dimensions sont en mm, les poids en grammes.

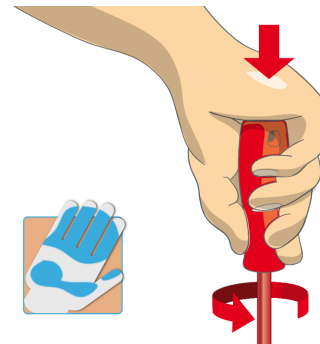
## Utilisation (pictures)



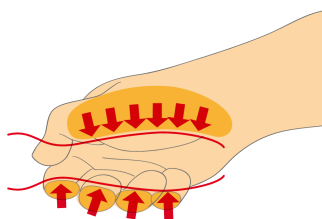
Conception de poignée ergonomique pour la protection des mains



Conception ergonomique de la poignée = confort et protection de la main



Surface maximale au contact de la main = puissance de couple accrue



## Safety tips



- Use a screw holding screwdriver to get screws started in awkward, hard-to-reach areas.
- Use a stubby screwdriver in close quarters where a conventional screwdriver cannot be used.
- A rounded tip should be redressed with a file; make sure edges are straight.
- Screwdrivers used in the shop are best stored in a rack. This way, the proper selection of the right screwdriver can be quickly made.
- Keep the screwdriver handle clean; a greasy handle is apt to cause accidents.
- A screwdriver should never be used as pry bar. If it is overstressed in this manner, the blade might break and send a particle of steel into the operator's arm or even towards his eyes.
- VDE tools that have several parts, have to be assembled correctly before use.
- When working with VDE tools avoid contact with water.



- Don't use pliers on the handle of a screwdriver to get extra turning power. A wrench should only be used on the square shank or bolster of a screwdriver that is especially designed for that purpose.
- Don't expose a screwdriver blade to excessive heat as it may reduce the hardness of the blade.
- Don't use a screwdriver with a split or broken handle.
- Don't use a regular screwdriver to check a storage battery or to determine if an electrical circuit is live.
- Don't use tools that shows sign of wear and have the second layer of plastic visible.