

# 绝缘六角VDE TBI螺丝刀套装

620CS6VDETBI



## 配置文件



## 产品属性

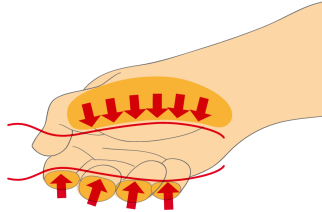
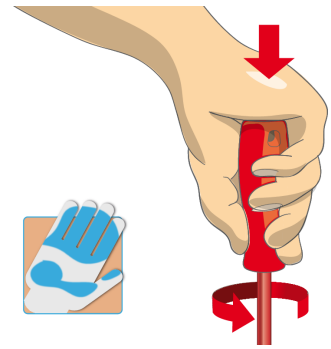
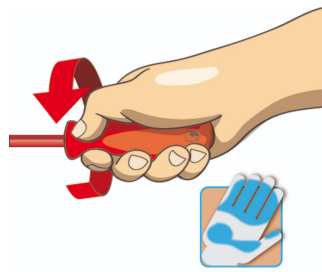
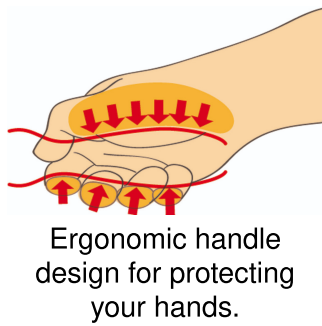
Set includes:

- 6x hex screwdriver with insulated blade VDE TBI (article 620VDETBI) dim. 2.5, 3, 4, 5, 6, 8

产品名称	SKU	文章	尺寸	数量
绝缘六角VDE TBI螺丝刀套装	617048	620CS6VDETBI	2.5 - 8	6
VDE TBI 绝缘六角螺丝刀		620VDETBI	2.5, 3, 4, 5, 6, 8	6

\* Images of products are symbolic. All dimensions are in mm, and weight in grams. All listed dimensions may vary in tolerance.

用途 (pictures)



## Safety tips



- Use a screw holding screwdriver to get screws started in awkward, hard-to-reach areas.
- Use a stubby screwdriver in close quarters where a conventional screwdriver cannot be used.
- A rounded tip should be redressed with a file; make sure edges are straight.
- Screwdrivers used in the shop are best stored in a rack. This way, the proper selection of the right screwdriver can be quickly made.
- Keep the screwdriver handle clean; a greasy handle is apt to cause accidents.
- A screwdriver should never be used as pry bar. If it is overstressed in this manner, the blade might break and send a particle of steel into the operator's arm or even towards his eyes.
- VDE tools that have several parts, have to be assembled correctly before use.
- When working with VDE tools avoid contact with water.



- Don't use pliers on the handle of a screwdriver to get extra turning power. A wrench should only be used on the square shank or bolster of a screwdriver that is especially designed for that purpose.
- Don't expose a screwdriver blade to excessive heat as it may reduce the hardness of the blade.
- Don't use a screwdriver with a split or broken handle.
- Don't use a regular screwdriver to check a storage battery or to determine if an electrical circuit is live.
- Don't use tools that shows sign of wear and have the second layer of plastic visible.