

# Serie di giraviti VDE con cercafase

603CS6TVDE





## Profili



## Attributi del prodotto

### Incluso:

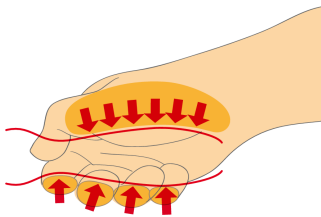
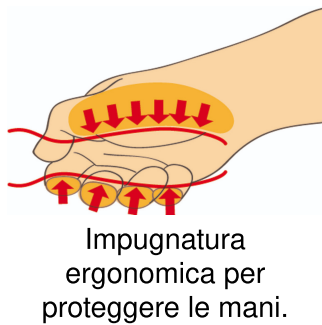
- 4x giravite per elettricisti con lama isolata VDE (articoli 603VDE) dim. 0.8x4.0x100, 1.0x5.5x125, 1.2x6.5x150
- 2x giravite a croce (PH) con lama isolata VDE (articoli 613VDE/TBI) dim. PH 1x80, PH 2x100
- 1x giravite cerca fase 220 - 250 V (articoli 630VDE) dim. 0.5x3.0x140

Nome prodotto	SKU	Articolo	Dimensioni	Quantità
Serie di giraviti VDE con cercafase	617045	603CS6TVDE	-	6
Giravite per elettricisti con lama isolata VDE		603VDE	0.8 x 4.0x100, 1.0 x 5.5x125, 1.2 x 6.5x150	3
Giravite a croce (PH) con lama isolata VDE		613VDE	PH1x80, PH2x100	2



\* Le immagini dei prodotti sono puramente simboliche. Tutte le dimensioni sono in mm, peso in grammi.

## Utilizzo (pictures)



## Safety tips



- Use a screw holding screwdriver to get screws started in awkward, hard-to-reach areas.
- Use a stubby screwdriver in close quarters where a conventional screwdriver cannot be used.
- A rounded tip should be redressed with a file; make sure edges are straight.
- Screwdrivers used in the shop are best stored in a rack. This way, the proper selection of the right screwdriver can be quickly made.
- Keep the screwdriver handle clean; a greasy handle is apt to cause accidents.
- A screwdriver should never be used as pry bar. If it is overstressed in this manner, the blade might break and send a particle of steel into the operator's arm or even towards his eyes.



- Don't use pliers on the handle of a screwdriver to get extra turning power. A wrench should only be used on the square shank or bolster of a screwdriver that is especially designed for that purpose.
- Don't expose a screwdriver blade to excessive heat as it may reduce the hardness of the blade.
- Don't use a screwdriver with a split or broken handle.
- Don't use a regular screwdriver to check a storage battery or to determine if an electrical circuit is live.
- Don't use tools that shows sign of wear and have the second layer of plastic visible.

- VDE tools that have several parts, have to be assembled correctly before use.
- When working with VDE tools avoid contact with water.