

# Jeu de 6 tournevis VDE plats et PHILLIPS avec testeur de tension

603CS6TVDE




## Profils





## Description produit

Le jeu comprend :

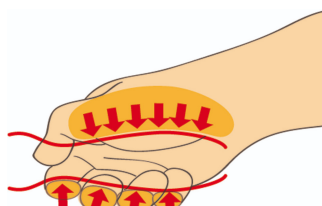
- 4 tournevis électricien isolés VDE (réf 603VDE) dim 0.8x4.0x100, 1.0x5.5x125, 1.2x6.5x150
- 2 tournevis isolés VDE profil PHILLIPS (réf 613VDE) dim PH 1x80, PH 2x100
- 1 tournevis testeur de tension 220-250 volts (réf 630VDE) dim 0.5x3.0x140

Nom du produit	SKU	Article	Dimensions	Quantité
Jeu de 6 tournevis VDE plats et PHILLIPS avec testeur de tension	617045	603CS6TVDE	-	6
Tournevis isolé VDE 1000V électricien pour vis à fente		603VDE	0.8 x 4.0x100, 1.0 x 5.5x125, 1.2 x 6.5x150	3

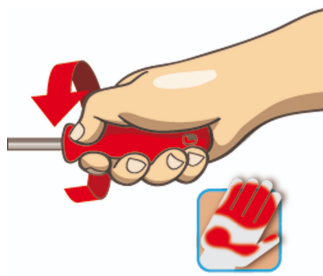
Nom du produit	SKU	Article	Dimensions	Quantité
Tournevis isolé 1000V VDE pour vis à empreinte PHILLIPS		613VDE	PH1x80, PH2x100	2
Tournevis testeur de tension 220-250 volts		630VDE	0.5 x 3.0x140	1

\* Les images des produits ne sont pas contractuelles. Toutes les dimensions sont en mm, les poids en grammes.

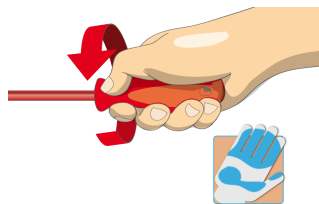
## Utilisation (pictures)



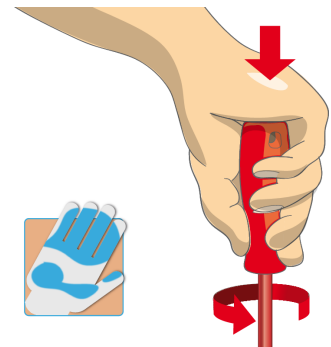
Conception de poignée ergonomique pour la protection des mains



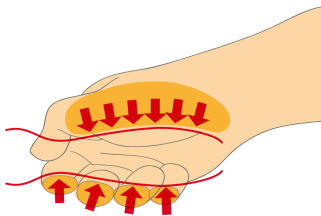
Surface de contact maximale pour une meilleure puissance de couple.



Conception ergonomique de la poignée = confort et protection de la main



Surface maximale au contact de la main = puissance de couple accrue



## Safety tips



- Use a screw holding screwdriver to get screws started in awkward, hard-to-reach areas.
- Use a stubby screwdriver in close quarters where a conventional screwdriver cannot be used.
- A rounded tip should be redressed with a file; make sure edges are straight.
- Screwdrivers used in the shop are best stored in a rack. This way, the proper selection of the right screwdriver can be quickly made.
- Keep the screwdriver handle clean; a greasy handle is apt to cause accidents.



- Don't use pliers on the handle of a screwdriver to get extra turning power. A wrench should only be used on the square shank or bolster of a screwdriver that is especially designed for that purpose.
- Don't expose a screwdriver blade to excessive heat as it may reduce the hardness of the blade.
- Don't use a screwdriver with a split or broken handle.
- Don't use a regular screwdriver to check a storage battery or to determine if an electrical circuit is live.

- A screwdriver should never be used as pry bar. If it is overstressed in this manner, the blade might break and send a particle of steel into the operator's arm or even towards his eyes.
- VDE tools that have several parts, have to be assembled correctly before use.
- When working with VDE tools avoid contact with water.
- Don't use tools that shows sign of wear and have the second layer of plastic visible.