

# Гарнитура одвртувачи VDE

603CS6VDE




## Profiles




## Product features

Гарнитурата вклучува:

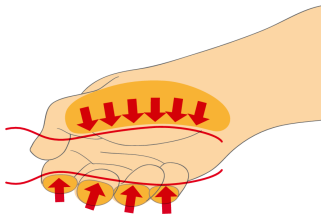
- 4 x електричарски плоснат одвртувач VDE (article 603VDE) dim. 0.4x2.5x75, 0.8x4.0x100, 1.0x5.5x125, 1.2x6.5x150
- 2 x Крстач (PH) одвртка со изолирана острица, VDE (article 613VDETB1) dim. PH 1x80, PH 2x100

Product name	SKU	Article	Dimensions	Quantity
Гарнитура одвртувачи VDE	617044	603CS6VDE	-	6
Одвртка изолирана плосната за електричари VDE изведба		603VDE	0.4 x 2.5x75, 0.8 x 4.0x100, 1.0 x 5.5x125, 1.2 x 6.5x150	4

Product name	SKU	Article	Dimensions	Quantity
Одвртка крстач (PH) изолиран , VDE изведба		613VDE	PH1x80, PH2x100	2

\* Сликите на производите се симболични. Сите димензии се во мм, тежината е во грамови. Сите наведени димензии може да се разликуваат во ниво на толеранција

## Usage (pictures)



## Safety tips



- Use a screw holding screwdriver to get screws started in awkward, hard-to-reach areas.
- Use a stubby screwdriver in close quarters where a conventional screwdriver cannot be used.
- A rounded tip should be redressed with a file; make sure edges are straight.
- Screwdrivers used in the shop are best stored in a rack. This way, the proper selection of the right screwdriver can be quickly made.
- Keep the screwdriver handle clean; a greasy handle is apt to cause accidents.
- A screwdriver should never be used as pry bar. If it is overstressed in this manner, the blade



- Don't use pliers on the handle of a screwdriver to get extra turning power. A wrench should only be used on the square shank or bolster of a screwdriver that is especially designed for that purpose.
- Don't expose a screwdriver blade to excessive heat as it may reduce the hardness of the blade.
- Don't use a screwdriver with a split or broken handle.
- Don't use a regular screwdriver to check a storage battery or to determine if an electrical circuit is live.
- Don't use tools that shows sign of wear and have the second layer of plastic visible.

might break and send a particle of steel into the operator's arm or even towards his eyes.

- VDE tools that have several parts, have to be assembled correctly before use.
- When working with VDE tools avoid contact with water.