Szigetelt csavarhúzó-készlet VDE TBI markolattal, fáziskeresővel

603CS6TVDETBI



Profilok

1000V IEC 60900

Termékjellemzők

A készlet tartalma:

- 3x villanyszerelő csavarhúzó szigetelt szárral, VDE TBI (603VDETBI): 0.8x4.0x100, 1.0x5.5x125, 1.2x6.5x150
- 2x Phillips csavarhúzó szigetelt szárral, VDE TBI (613VDETBI): PH 1x80, PH 2x100
- 1x fáziskereső 220 - 250 V (630VDE): 0.5x3.0x140

Termék megnevezése	SKU	Cikk	Méretek	Mennyiség
Szigetelt csavarhúzó-készlet VDE TBI markolattal, fáziskeresővel	617043	603CS6TVDETBI	-	6
Szigetelt lapos (SL) villanyszerelő csavarhúzó VDE TBI markolattal	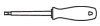	603VDETBI	0.8 x 4.0x100, 1.0 x 5.5x125, 1.2 x 6.5x150	3
Szigetelt Phillips (PH) csavarhúzó VDE TBI markolattal		613VDETBI	PH1x80, PH2x100	2
Fáziskereső, 220 - 250 V		630VDE	0.5 x 3.0x140	1

* A termékképek illusztrációk. Minden feltüntetett méret milliméterben, a tömegek grammban. Az összes feltüntetett méret eltérhet a toleranciának megfelelően.

Használat (pictures)

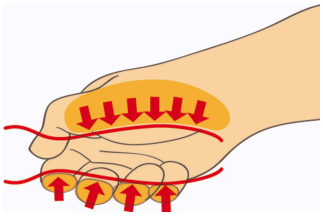

Ergonomikus markolatkialakítás a kezek védelméért.

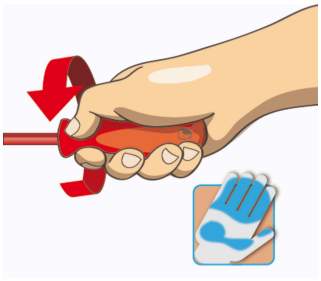

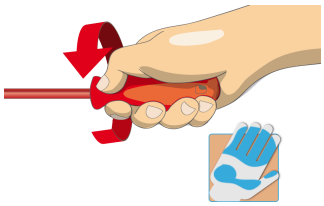

Ergonómiailag tervezett markolat = a kéz védelme

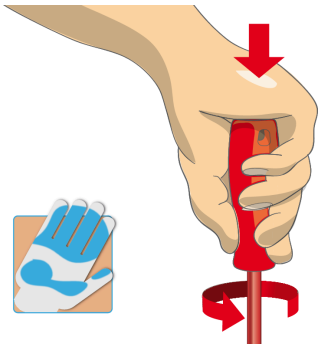

Nagyobb érintkező felület a kézzel = nagyobb nyomaték

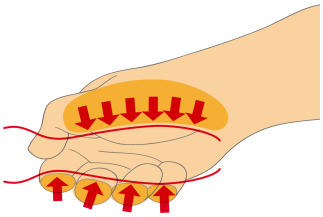

Safety tips

● Use a screw holding screwdriver to get screws started in awkward, hard-to-reach areas.

● Use a stubby screwdriver in close quarters where a conventional screwdriver cannot be used.

● Don't use pliers on the handle of a screwdriver to get extra turning power. A wrench should only be used on the square shank or bolster of a screwdriver that is especially designed for that purpose.

● Don't expose a screwdriver blade to excessive heat as it may reduce the

● A rounded tip should be redressed with a file; make sure edges are straight.

● Screwdrivers used in the shop are best stored in a rack. This way, the proper selection of the right screwdriver can be quickly made.

● Keep the screwdriver handle clean; a greasy handle is apt to cause accidents.

● A screwdriver should never be used as pry bar. If it is overstressed in this manner, the blade might break and send a particle of steel into the operator's arm or even towards his eyes.

● VDE tools that have several parts, have to be assembled correctly before use.

● When working with VDE tools avoid contact with water.

hardness of the blade.

● Don't use a screwdriver with a split or broken handle.

● Don't use a regular screwdriver to check a storage battery or to determine if an electrical circuit is live.

● Don't use tools that shows sign of wear and have the second layer of plastic visible.