

# VDE TBI带电压测试器的螺丝刀套装

603CS6TVDETBI






## 配置文件



## 产品属性

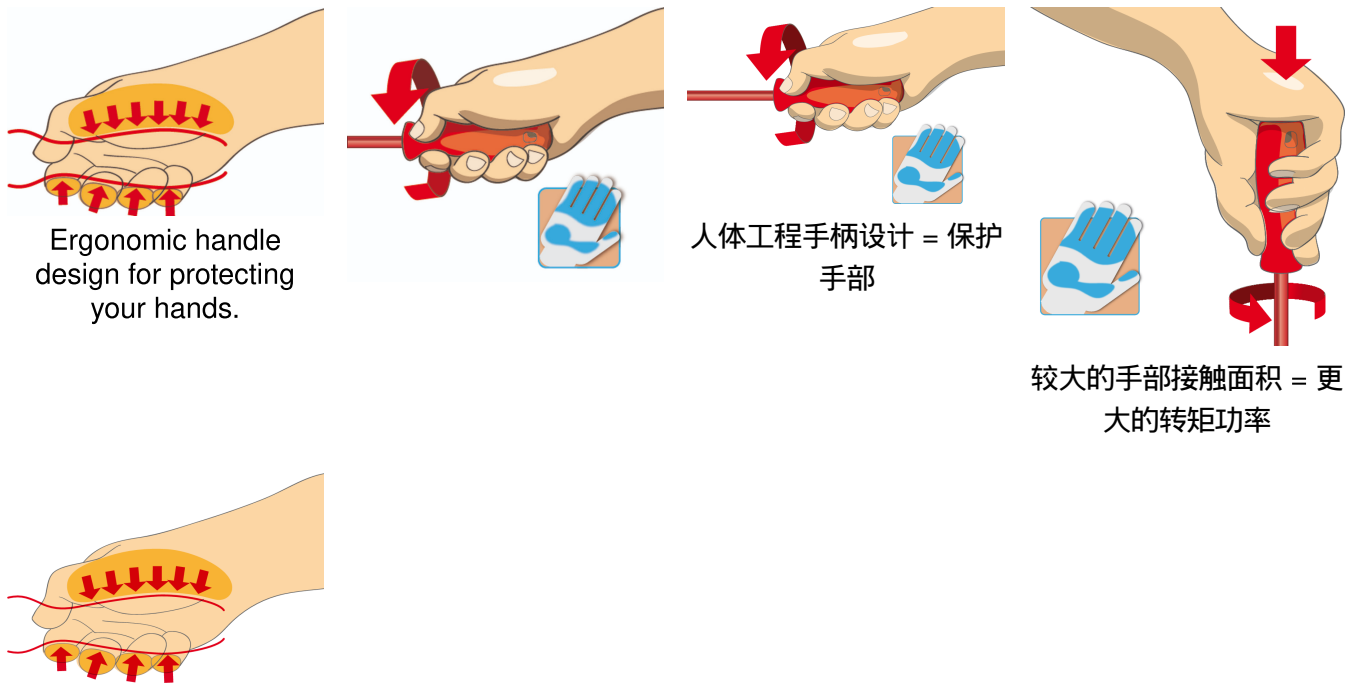
Set includes:

- 3x VDETBI electrician's screwdriver with insulated blade (article 603VDETBI) dim. 0.8x4.0x100, 1.0x5.5x125, 1.2x6.5x150
- 2x VDETBI crosstip (PH) screwdriver with insulated blade (article 613VDETBI) dim. PH 1x80, PH 2x100
- 1x voltage tester 220 - 250 V (article 630VDE) dim. 0.5x3.0x140

产品名称	SKU	文章	尺寸	数量
VDE TBI带电压测试器的螺丝刀套装	617043	603CS6TVDETBI	-	6
VDE TBI 绝缘一字螺丝刀		603VDETBI	0.8 x 4.0x100, 1.0 x 5.5x125, 1.2 x 6.5x150	3
VDE TBI 绝缘十字(PH)螺丝刀		613VDETBI	PH1x80, PH2x100	2
电笔220 - 250 V		630VDE	0.5 x 3.0x140	1

\* Images of products are symbolic. All dimensions are in mm, and weight in grams. All listed dimensions may vary in tolerance.

## 用途 (pictures)



## Safety tips



- Use a screw holding screwdriver to get screws started in awkward, hard-to-reach areas.
- Use a stubby screwdriver in close quarters where a conventional screwdriver cannot be used.
- A rounded tip should be redressed with a file; make sure edges are straight.
- Screwdrivers used in the shop are best stored in a rack. This way, the proper selection of the right screwdriver can be quickly made.
- Keep the screwdriver handle clean; a greasy handle is apt to cause accidents.
- A screwdriver should never be used as pry bar. If it is overstressed in this manner, the blade might break and send a particle of steel into the operator's arm or even towards his eyes.
- VDE tools that have several parts, have to be assembled correctly before use.
- When working with VDE tools avoid contact with water.



- Don't use pliers on the handle of a screwdriver to get extra turning power. A wrench should only be used on the square shank or bolster of a screwdriver that is especially designed for that purpose.
- Don't expose a screwdriver blade to excessive heat as it may reduce the hardness of the blade.
- Don't use a screwdriver with a split or broken handle.
- Don't use a regular screwdriver to check a storage battery or to determine if an electrical circuit is live.
- Don't use tools that shows sign of wear and have the second layer of plastic visible.