

# Surbelnita hexagonala CR

620/1CR

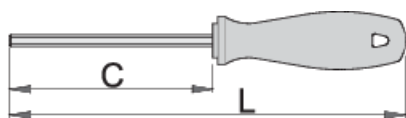







## Profile



## Caracteristicile produsului

- lama:otel crom vanadium molibden tratata integral
- lama brunata
- maner:forma ergonomica
- maner-polipropilena
- gaura de agatare



				
617128	2	60	145	34
617129	2.5	60	145	34
617130	3	75	160	37

\* Imaginea produsului este simbolica.Toate dimensiunile sunt exprimate în mm,greutatea în grame.

## Safety tips



- Use a screw holding screwdriver to get screws started in awkward, hard-to-reach areas.
- Use a stubby screwdriver in close quarters where a conventional screwdriver cannot be used.
- A rounded tip should be redressed with a file; make sure edges are straight.
- Screwdrivers used in the shop are best stored in a rack. This way, the proper selection of the right screwdriver can be quickly made.
- Keep the screwdriver handle clean; a greasy handle is apt to cause accidents.
- A screwdriver should never be used as pry bar. If it is overstressed in this manner, the blade might break and send a particle of steel into the operator's arm or even towards his eyes.

- Don't use pliers on the handle of a screwdriver to get extra turning power. A wrench should only be used on the square shank or bolster of a screwdriver that is especially designed for that purpose.
- Don't expose a screwdriver blade to excessive heat as it may reduce the hardness of the blade.
- Don't use a screwdriver with a split or broken handle.
- Don't use a regular screwdriver to check a storage battery or to determine if an electrical circuit is live.

### Safety (pictures)

