

Одвртка Шестоаголна инбус CR изведба

620/1CR

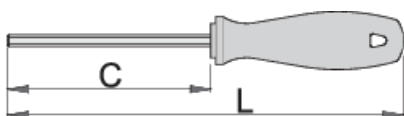





Profiles



Product features

- врв од: хром ванадиум молибден, целосно појачан и кален
- врв појачан
- рачка: ергономска форма
- рачка-полипропилен
- отвор во рачката за закачување



|  |  | C | L |  |
|--|---|----|-----|---|
| 617128 | 2 | 60 | 145 | 34 |
| 617129 | 2.5 | 60 | 145 | 34 |
| 617130 | 3 | 75 | 160 | 37 |

* Сликите на производите се симболични. Сите димензии се во мм, тежината е во грамови. Сите наведени димензии може да се разликуваат во ниво на толеранција

Safety tips



- Use a screw holding screwdriver to get screws started in awkward, hard-to-reach areas.
- Use a stubby screwdriver in close quarters where a conventional screwdriver cannot be used.
- A rounded tip should be redressed with a file; make sure edges are straight.
- Screwdrivers used in the shop are best stored in a rack. This way, the proper selection of the right screwdriver can be quickly made.
- Keep the screwdriver handle clean; a greasy handle is apt to cause accidents.
- A screwdriver should never be used as pry bar. If it is overstressed in this manner, the blade might break and send a particle of steel into the operator's arm or even towards his eyes.



- Don't use pliers on the handle of a screwdriver to get extra turning power. A wrench should only be used on the square shank or bolster of a screwdriver that is especially designed for that purpose.
- Don't expose a screwdriver blade to excessive heat as it may reduce the hardness of the blade.
- Don't use a screwdriver with a split or broken handle.
- Don't use a regular screwdriver to check a storage battery or to determine if an electrical circuit is live.

Safety (pictures)

