

Imbusz (HX) csavarhúzó CR markolattal

620/1CR

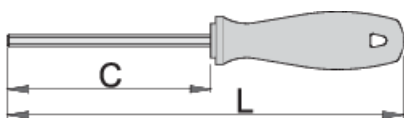







Profilok



Termékjellemzők

- szár: króm-vanádium-molibdén acél, teljes anyagában nemesített
- szár: feketített
- markolat: ergonomikus kialakítású
- markolat - polipropilén
- függeszthető



|  |  |  |  |  |
|--|---|---|---|---|
| 617128 | 2 | 60 | 145 | 34 |
| 617129 | 2.5 | 60 | 145 | 34 |
| 617130 | 3 | 75 | 160 | 37 |

* A termékképek illusztrációk. Minden feltüntetett méret milliméterben, a tömegek grammokban. Az összes feltüntetett méret eltérhet a toleranciának megfelelően.

Safety tips



- Use a screw holding screwdriver to get screws started in awkward, hard-to-reach areas.
- Use a stubby screwdriver in close quarters where a conventional screwdriver cannot be used.
- A rounded tip should be redressed with a file; make sure edges are straight.
- Screwdrivers used in the shop are best stored in a rack. This way, the proper selection of the right screwdriver can be quickly made.
- Keep the screwdriver handle clean; a greasy handle is apt to cause accidents.
- A screwdriver should never be used as pry bar. If it is overstressed in this manner, the blade might break and send a particle of steel into the operator's arm or even towards his eyes.

- Don't use pliers on the handle of a screwdriver to get extra turning power. A wrench should only be used on the square shank or bolster of a screwdriver that is especially designed for that purpose.
- Don't expose a screwdriver blade to excessive heat as it may reduce the hardness of the blade.
- Don't use a screwdriver with a split or broken handle.
- Don't use a regular screwdriver to check a storage battery or to determine if an electrical circuit is live.

Safety (pictures)

