

# Tournevis isolé 1000V VDE pour vis à empreinte POZIDRIV

623VDE



## Profils

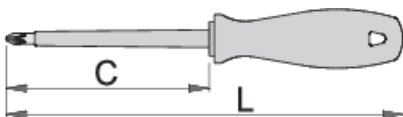


## Normes

DIN EN IEC 60900 (VDE 0682-201):2019-04; EN IEC 60900:2018

## Description produit

- Lame : acier Chrome Vanadium Premium Hard
- Extrémité brunie
- Poignée ergonomique TBI
- Poignée : polypropylène
- Trou pour suspension sur crochet
- Fabriqué dans le respect des normes ISO 8764-1,2 et EN IEC 60900



616482



PZ0








60



145

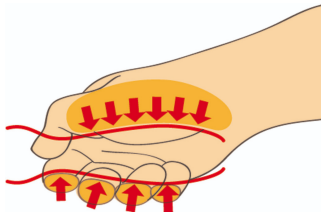


34

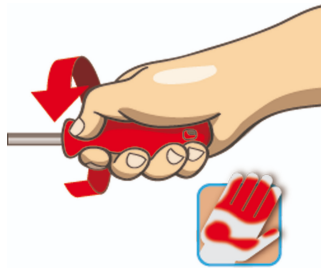
				
616483	PZ1	80	165	60
616484	PZ2	100	200	93
616485	PZ3	150	260	156

\* Les images des produits ne sont pas contractuelles. Toutes les dimensions sont en mm, les poids en grammes.

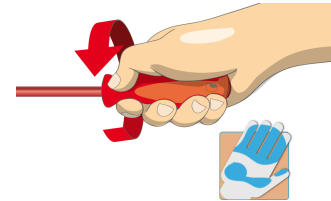
## Utilisation (pictures)



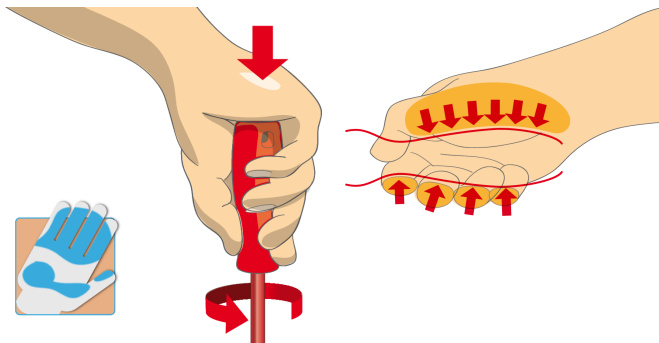
Conception de poignée ergonomique pour la protection des mains



Surface de contact maximale pour une meilleure puissance de couple.



Conception ergonomique de la poignée = confort et protection de la main



Surface maximale au contact de la main = puissance de couple accrue

## Safety tips



- Use a screw holding screwdriver to get screws started in awkward, hard-to-reach areas.
- Use a stubby screwdriver in close quarters where a conventional screwdriver cannot be used.
- A rounded tip should be redressed with a file; make sure edges are straight.



- Don't use pliers on the handle of a screwdriver to get extra turning power. A wrench should only be used on the square shank or bolster of a screwdriver that is especially designed for that purpose.
- Don't expose a screwdriver blade to excessive heat as it may reduce the hardness of the blade.

- Screwdrivers used in the shop are best stored in a rack. This way, the proper selection of the right screwdriver can be quickly made.
- Keep the screwdriver handle clean; a greasy handle is apt to cause accidents.
- A screwdriver should never be used as pry bar. If it is overstressed in this manner, the blade might break and send a particle of steel into the operator's arm or even towards his eyes.
- VDE tools that have several parts, have to be assembled correctly before use.
- When working with VDE tools avoid contact with water.
- Don't use a screwdriver with a split or broken handle.
- Don't use a regular screwdriver to check a storage battery or to determine if an electrical circuit is live.
- Don't use tools that shows sign of wear and have the second layer of plastic visible.

## Frequently asked questions

### **L'outillage isolé (VDE) est-il considéré comme de l'équipement de protection individuelle (EPI) ?**

Selon la réglementation européenne, l'outillage VDE n'est pas considéré comme de l'EPI.

### **Les outils VDE ne sont-ils échantillonnés qu'en production de série ?**

Le test haute tension (à 10kV) est entièrement réalisé sur chaque outil. D'autres tests sont effectués conformément à la norme EN60900.