

# Kaçavidë plus (PZ) i izoluar VDE

623VDE



## Profiles

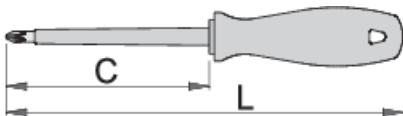


## Standards

DIN EN IEC 60900 (VDE 0682-201):2019-04; EN IEC 60900:2018

## Product features

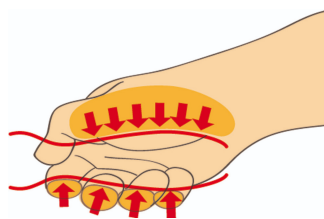
- teh: çeliku krom-molibden vanadium-, thekur tërësisht dhe nevrík
- pikut nxirë
- trajtuar: formë ergonomik
- trajtuar: polipropilen
- varur vrimë
- bërë sipas EN IEC 60900 standarde dhe ISO 8764-1,2



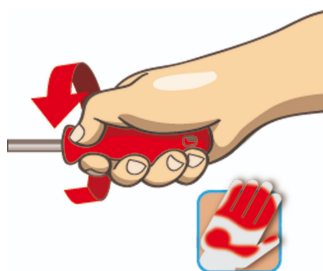
Barcode	Profile	Shaft Length (C)	Total Length (L)	Weight	Icon
616483	PZ1	80	165	60	
616484	PZ2	100	200	93	

\* Imazhet e produkteve janë simbolike. Të gjitha dimensionet janë në mm, pesha në gram. Të gjitha dimensionet e listuara mund të ndryshojnë në tolerancë.

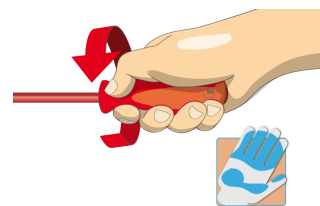
## Usage (pictures)



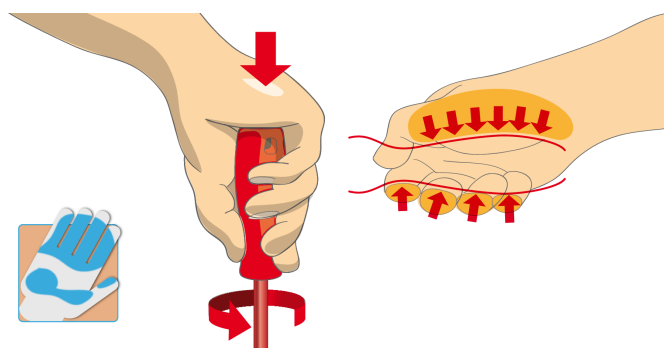
Ergonomik trajtuar projektimit për mbrojtjen e duart tuaja.



E madhe zona e kontaktit me dorë për më shumë pushtet çift rrotullues.



Ergonomik trajtuar dizajn = mbrojtur dorën tuaj



Dora e madhe zona e kontaktit = më shumë pushtet çift rrotullues

## Safety tips



- Use a screw holding screwdriver to get screws started in awkward, hard-to-reach areas.
- Use a stubby screwdriver in close quarters where a conventional screwdriver cannot be used.
- A rounded tip should be redressed with a file; make sure edges are straight.
- Screwdrivers used in the shop are best stored in a rack. This way, the proper selection of the right screwdriver can be quickly made.
- Keep the screwdriver handle clean; a greasy handle is apt to cause accidents.
- A screwdriver should never be used as pry bar. If it is overstressed in this manner, the blade might break and send a particle of steel into the operator's arm or even towards his eyes.



- Don't use pliers on the handle of a screwdriver to get extra turning power. A wrench should only be used on the square shank or bolster of a screwdriver that is especially designed for that purpose.
- Don't expose a screwdriver blade to excessive heat as it may reduce the hardness of the blade.
- Don't use a screwdriver with a split or broken handle.
- Don't use a regular screwdriver to check a storage battery or to determine if an electrical circuit is live.
- Don't use tools that shows sign of wear and have the second layer of plastic visible.

- VDE tools that have several parts, have to be assembled correctly before use.
- When working with VDE tools avoid contact with water.

## Frequently asked questions

### **Are insulated (VDE) tools considered as personal protective equipment (PPE)?**

According to EU regulations, VDE tools are not considered as PPE.

### **Are the VDE tools only being sampled in series production?**

The high voltage test (at 10kV) is performed fully on each tool. Other tests are performed in accordance with the EN60900 standard.