

# Odvijač VDE pljosnati

603VDE



## Profili

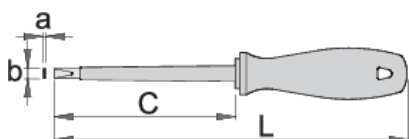


## Standardi




DIN EN IEC 60900 (VDE 0682-201):2019-04; EN IEC 60900:2018

## Opis proizvoda

- vrh i stablo od hrom-vanadijum-molibdena, kaljen i ojačan
- vrh bruniran
- ručka ergonomski oblikovana
- ručka od polipropilena
- otvor u dršci za kačenje
- izrađen prema standardu DIN EN IEC 60900 (VDE 0682-201):2019-04; EN IEC 60900:2018

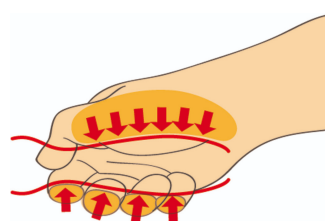


	axb	C	L		
616470	0.4 x 2.5	75	160	33	
616471	0.5 x 3.0	100	185	37	

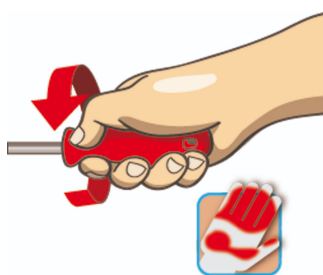
	axb	C	L		
616472	0.6 x 3.5	100	185	39	
616473	0.8 x 4.0	100	185	43	
616474	1.0 x 5.5	125	225	75	
616475	1.2 x 6.5	150	260	113	
616476	1.2 x 8.0	175	295	163	
616477	1.6 x 10.0	200	320	115	Till end of stock

\* Fotografije proizvoda su simbolične. Sve dimenzije su u mm, a težina u gramima. Sve navedene dimenzije mogu odstupati u granicama tolerancija.

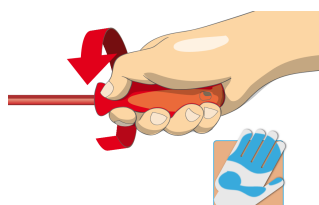
## Upotreba (slike)



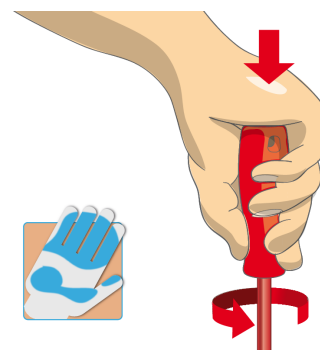
Ergonomski oblikovana drška za odličan prihvati i zaštitu ruke korisnika



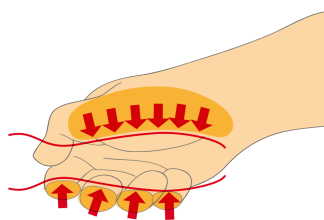
Velika kontaktna površina obezbeđuje postizanje većeg obrtnog momenta.



Ergonomski dizajnirana drška štiti vašu ruku



Velika kontaktna površina = veći obrtni moment



## Pravilna upotreba



- Use a screw holding screwdriver to get screws started in awkward, hard-to-reach areas.
- Use a stubby screwdriver in close quarters where a conventional screwdriver cannot be used.
- A rounded tip should be redressed with a file; make sure edges are straight.
- Screwdrivers used in the shop are best stored in a rack. This way, the proper selection of the



- Don't use pliers on the handle of a screwdriver to get extra turning power. A wrench should only be used on the square shank or bolster of a screwdriver that is especially designed for that purpose.
- Don't expose a screwdriver blade to excessive heat as it may reduce the hardness of the blade.
- Don't use a screwdriver with a split or broken handle.

right screwdriver can be quickly made.

- Keep the screwdriver handle clean; a greasy handle is apt to cause accidents.
- A screwdriver should never be used as pry bar. If it is overstressed in this manner, the blade might break and send a particle of steel into the operator's arm or even towards his eyes.
- VDE tools that have several parts, have to be assembled correctly before use.
- When working with VDE tools avoid contact with water.

- Don't use a regular screwdriver to check a storage battery or to determine if an electrical circuit is live.

- Don't use tools that shows sign of wear and have the second layer of plastic visible.

## Najčešće postavljana pitanja

### **Da li se izolovani VDE alati smatraju ličnom zaštitnom opremom PPE?**

Prema propisima EU, VDE alati se ne smatraju zaštitnom opremom PPE.

### **Da li se VDE alati testiraju samo na osnovu uzoraka u serijskoj proizvodnji?**

Test visokog napona (pri 10 kV) se u potpunosti izvodi na svakom alatu. Ostala ispitivanja se vrše u skladu sa standardom EN60900.