

Surubelnite VDE TBI cu lama izolata si profil TX

621VDE TBI



Profile

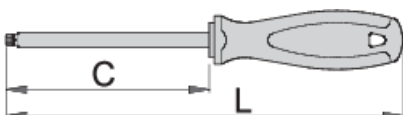


Standarde

DIN EN IEC 60900 (VDE 0682-201):2019-04; EN IEC 60900:2018

Caracteristicile produsului

- lama: otel crom vanadium molibden tratata integral
- capat brunat
- maner: forma ergonomica
- trimaterial
- gaura de agatare
- in concordanta cu standardul DIN EN IEC 60900 (VDE 0682-201):2019-04; EN IEC 60900:2018



616454



TX 10



60



140

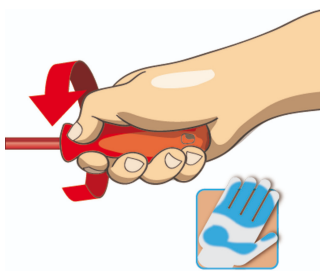


35

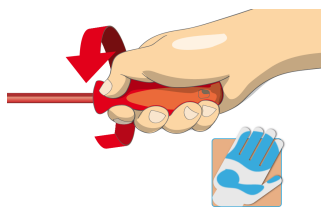
		C	L	
616455	TX 15	80	180	37
616456	TX 20	80	180	43
616457	TX 25	80	180	63
616458	TX 27	100	210	76
616459	TX 30	100	210	98

* Imaginea produsului este simbolica. Toate dimensiunile sunt exprimate în mm, greutatea în grame.

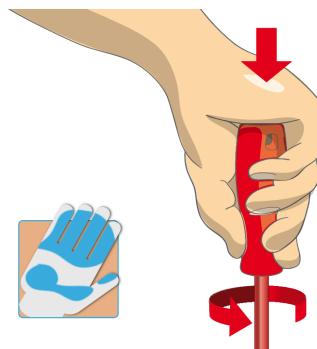
0 (pictures)



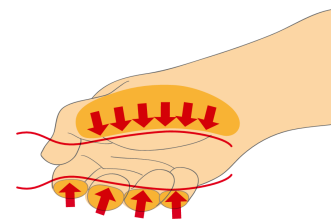
Suprafata de contact mare pentru putere de cuplu superioara



Conceptia ergonomic a manerului = protejarea mainii



Suprafata maximala de contact a mainii = valoare de cuplu superioara



Safety tips



- Use a screw holding screwdriver to get screws started in awkward, hard-to-reach areas.
- Use a stubby screwdriver in close quarters where a conventional screwdriver cannot be used.
- A rounded tip should be redressed with a file; make sure edges are straight.
- Screwdrivers used in the shop are best stored in a rack. This way, the proper selection of the right screwdriver can be quickly made.
- Keep the screwdriver handle clean; a greasy handle is apt to cause accidents.
- A screwdriver should never be used as pry bar. If it is overstressed in this manner, the blade might break and send a particle of steel into the operator's arm or even towards his eyes.



- Don't use pliers on the handle of a screwdriver to get extra turning power. A wrench should only be used on the square shank or bolster of a screwdriver that is especially designed for that purpose.
- Don't expose a screwdriver blade to excessive heat as it may reduce the hardness of the blade.
- Don't use a screwdriver with a split or broken handle.
- Don't use a regular screwdriver to check a storage battery or to determine if an electrical circuit is live.
- Don't use tools that shows sign of wear and have the second layer of plastic visible.

- VDE tools that have several parts, have to be assembled correctly before use.
- When working with VDE tools avoid contact with water.

Frequently asked questions

Instrumentele izolate (VDE) sunt considerate echipamente individuale de protecție (EIP)?

În conformitate cu reglementările UE, instrumentele VDE nu sunt considerate EIP.

Instrumentele VDE sunt testate în producția de serie doar pe esantioane?

Testul de înaltă tensiune (la 10kV) se efectuează complet pe fiecare instrument. Alte teste sunt efectuate în conformitate cu standardul EN60900.