

# Screwdriver with insulated blade VDE TBI with TX profile

621VDEBTBI



## Profiles

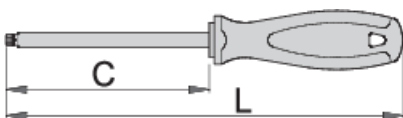


## Standards

DIN EN IEC 60900 (VDE 0682-201):2019-04; EN IEC 60900:2018

## Product features

- blade: premium hard chrome vanadium steel, entirely hardened and tempered
- blacken tip
- handle: ergonomic shape
- three component material
- hanging hole
- made according to standard DIN EN IEC 60900 (VDE 0682-201):2019-04; EN IEC 60900:2018



616454



TX 10








60



140

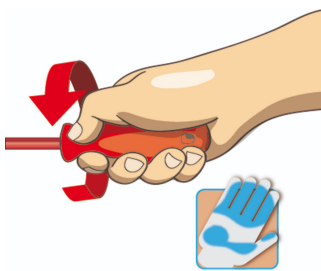


35

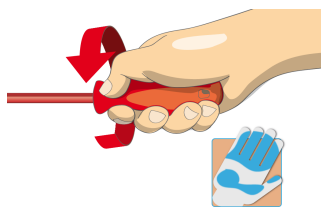
				
616455	TX 15	80	180	37
616456	TX 20	80	180	43
616457	TX 25	80	180	63
616458	TX 27	100	210	76
616459	TX 30	100	210	98

\* Images of products are symbolic. All dimensions are in mm, and weight in grams. All listed dimensions may vary in tolerance.

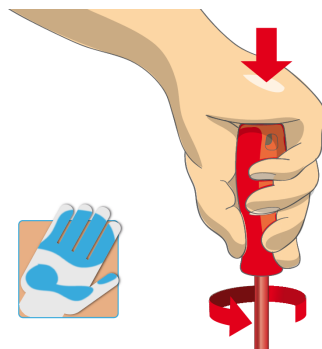
## Usage (pictures)



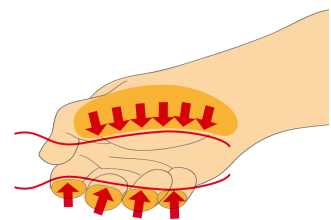
Large hand contact area for more torque power.



Ergonomic handle design = protecting your hand



Large hand contact area = more torque power



## Safety tips



- Use a screw holding screwdriver to get screws started in awkward, hard-to-reach areas.
- Use a stubby screwdriver in close quarters where a conventional screwdriver cannot be used.
- A rounded tip should be redressed with a file; make sure edges are straight.
- Screwdrivers used in the shop are best stored in a rack. This way, the proper selection of the right screwdriver can be quickly made.
- Keep the screwdriver handle clean; a greasy handle is apt to cause accidents.
- A screwdriver should never be used as pry bar. If it is overstressed in this manner, the blade might break and send a particle of steel into the operator's arm or even towards his eyes.



- Don't use pliers on the handle of a screwdriver to get extra turning power. A wrench should only be used on the square shank or bolster of a screwdriver that is especially designed for that purpose.
- Don't expose a screwdriver blade to excessive heat as it may reduce the hardness of the blade.
- Don't use a screwdriver with a split or broken handle.
- Don't use a regular screwdriver to check a storage battery or to determine if an electrical circuit is live.
- Don't use tools that shows sign of wear and have the second layer of plastic visible.

- VDE tools that have several parts, have to be assembled correctly before use.
- When working with VDE tools avoid contact with water.

## Frequently asked questions

### **Are insulated (VDE) tools considered as personal protective equipment (PPE)?**

According to EU regulations, VDE tools are not considered as PPE.

### **Are the VDE tools only being sampled in series production?**

The high voltage test (at 10kV) is performed fully on each tool. Other tests are performed in accordance with the EN60900 standard.