

# izoleli süngülü altıgen başlı tornavida VDE TBI

620VDETBI



## Profiles

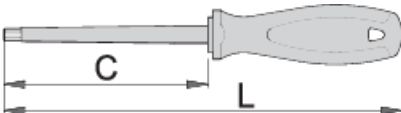


## Standards

DIN EN IEC 60900 (VDE 0682-201):2019-04; EN IEC 60900:2018

## Product features

- bıçak: krom vanadyum molibden çeliği, tamamen sertleştirilmiş ve temperlenmiş
- karartılmış uç
- sap: ergonomik şekilli
- üç bileşenli malzeme
- asma deliği
- DIN EN IEC 60900 (VDE 0682-201):2019-04; EN IEC 60900:2018 standardına göre yapılmıştır



616448



2.5



75



160



34

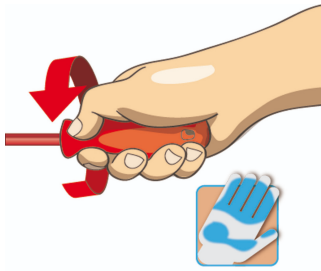




616449	3	75	175	37
616451	5	75	185	93
616452	6	100	210	128
616453	8	100	210	203

\* Ürünlerin resimleri semboliktir. Bütün boyutlar mm ve ağırlık gram cinsindendir.


## Usage (pictures)



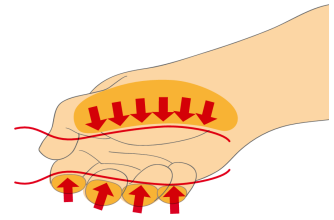
Daha fazla tork gücü için geniş elle temas alanı.



Ergonomik sap tasarımı  
= ellerinizi korur



Geniş el temas alanı =  
daha fazla tork gücü



## Safety tips



- Use a screw holding screwdriver to get screws started in awkward, hard-to-reach areas.
- Use a stubby screwdriver in close quarters where a conventional screwdriver cannot be used.
- A rounded tip should be redressed with a file; make sure edges are straight.
- Screwdrivers used in the shop are best stored in a rack. This way, the proper selection of the right screwdriver can be quickly made.
- Keep the screwdriver handle clean; a greasy handle is apt to cause accidents.
- A screwdriver should never be used as pry bar. If it is overstressed in this manner, the blade might break and send a particle of steel into the operator's arm or even towards his eyes.
- VDE tools that have several parts, have to be assembled correctly before use.



- Don't use pliers on the handle of a screwdriver to get extra turning power. A wrench should only be used on the square shank or bolster of a screwdriver that is especially designed for that purpose.
- Don't expose a screwdriver blade to excessive heat as it may reduce the hardness of the blade.
- Don't use a screwdriver with a split or broken handle.
- Don't use a regular screwdriver to check a storage battery or to determine if an electrical circuit is live.
- Don't use tools that shows sign of wear and have the second layer of plastic visible.

- When working with VDE tools avoid contact with water.

## Frequently asked questions

### **Are insulated (VDE) tools considered as personal protective equipment (PPE)?**

According to EU regulations, VDE tools are not considered as PPE.

### **Are the VDE tools only being sampled in series production?**

The high voltage test (at 10kV) is performed fully on each tool. Other tests are performed in accordance with the EN60900 standard.