

# Szigetelt imbusz (HX) csavarhúzó VDE TBI markolattal

620VDE TBI



## Profilok

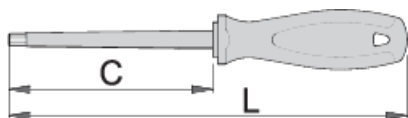


## Szabványok

DIN EN IEC 60900 (VDE 0682-201):2019-04; EN IEC 60900:2018

## Termékjellemzők

- szár: Premium Hard króm-vanádium acél, teljes anyagában nemesített
- hegy feketített
- markolat: ergonomikus kialakítású
- háromkomponensű műanyag markolat
- függeszthető
- DIN EN IEC 60900 (VDE 0682-201):2019-04; EN IEC 60900:2018 szabvány szerint



616448



2.5








75



160

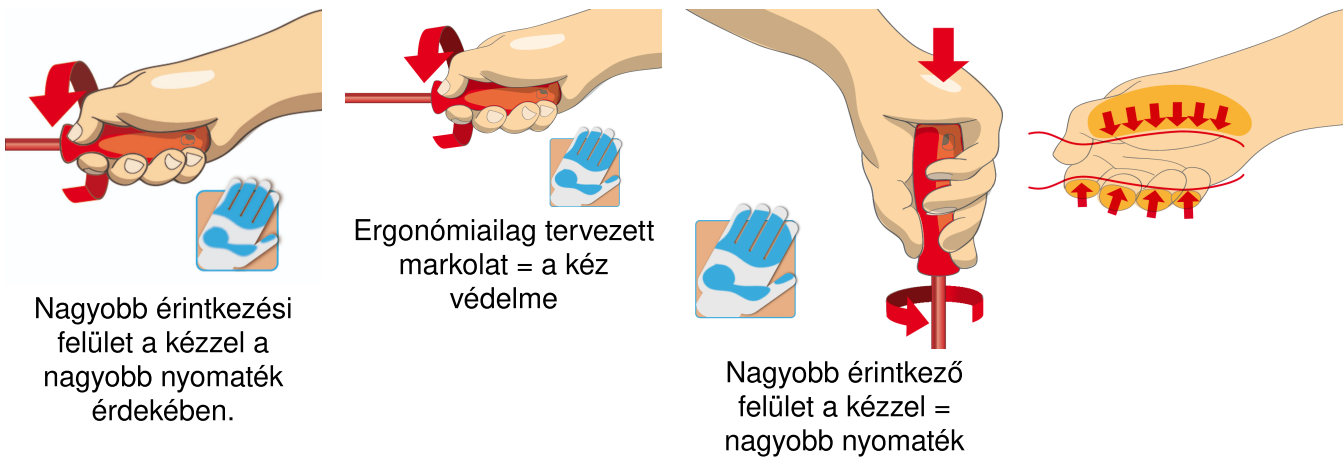


34

				
616449	3	75	175	37
616450	4	75	175	68
616451	5	75	185	93
616452	6	100	210	128
616453	8	100	210	203

\* A termékképek illusztrációk. Minden feltüntetett méret milliméterben, a tömegek grammban. Az összes feltüntetett méret eltérhet a toleranciának megfelelően.

## Használat (pictures)



## Safety tips



- Use a screw holding screwdriver to get screws started in awkward, hard-to-reach areas.
- Use a stubby screwdriver in close quarters where a conventional screwdriver cannot be used.
- A rounded tip should be redressed with a file; make sure edges are straight.
- Screwdrivers used in the shop are best stored in a rack. This way, the proper selection of the right screwdriver can be quickly made.
- Keep the screwdriver handle clean; a greasy handle is apt to cause accidents.
- A screwdriver should never be used as pry bar. If it is overstressed in this manner, the blade might break and send a particle of steel into the operator's arm or even towards his eyes.



- Don't use pliers on the handle of a screwdriver to get extra turning power. A wrench should only be used on the square shank or bolster of a screwdriver that is especially designed for that purpose.
- Don't expose a screwdriver blade to excessive heat as it may reduce the hardness of the blade.
- Don't use a screwdriver with a split or broken handle.
- Don't use a regular screwdriver to check a storage battery or to determine if an electrical circuit is live.
- Don't use tools that shows sign of wear and have the second layer of plastic visible.

- VDE tools that have several parts, have to be assembled correctly before use.
- When working with VDE tools avoid contact with water.

## Frequently asked questions

### **Are insulated (VDE) tools considered as personal protective equipment (PPE)?**

According to EU regulations, VDE tools are not considered as PPE.

### **Are the VDE tools only being sampled in series production?**

The high voltage test (at 10kV) is performed fully on each tool. Other tests are performed in accordance with the EN60900 standard.