

# VDE Schroevendraaier, TBI pozidriv

623VDE TBI



## Profielen

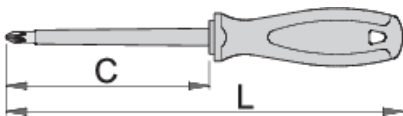







## Standaard

DIN EN IEC 60900 (VDE 0682-201):2019-04; EN IEC 60900:2018

## Product attributen

- lemmet: Chrome-vanadium-molybdenum staal, volledig gehard en getemperd
- zwarte tip
- handvat: ergonomische vorm
- drie componenten materiaal
- met gaatje om op te hangen
- gemaakt volgens norm ISO8764-1,2 en EN IEC 60900



				
616460	PZ0	60	145	34
616461	PZ1	80	180	60



616462

PZ2

100

210

93

616463

PZ3

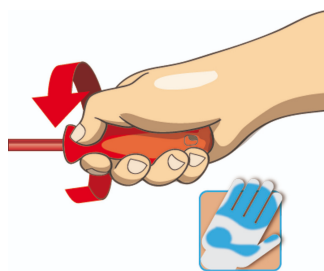
150

270

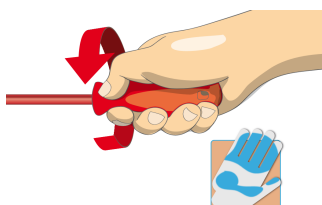
156

\* Afbeeldingen van producten zijn symbolisch. Alle afmetingen zijn in mm en gewicht in gram. Alle vermelde afmetingen kunnen variëren in tolerantie.

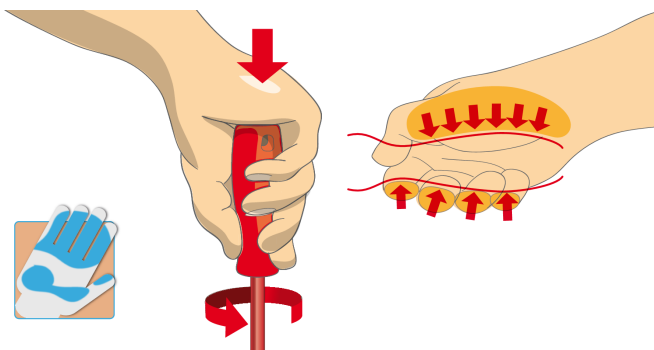
## Gebruik (Afbeeldingen)



Groot handvat voor meer torsiekracht.



Ergonomisch handvat = bescherming voor uw hand



Groot contactvlak = meer draaikracht

## Foto (Afbeeldingen)



## Veiligheidstips



- Use a screw holding screwdriver to get screws started in awkward, hard-to-reach areas.
- Use a stubby screwdriver in close quarters where a conventional screwdriver cannot be used.
- A rounded tip should be redressed with a file; make sure edges are straight.



- Don't use pliers on the handle of a screwdriver to get extra turning power. A wrench should only be used on the square shank or bolster of a screwdriver that is especially designed for that purpose.
- Don't expose a screwdriver blade to excessive heat as it may reduce the hardness of the blade.

- Screwdrivers used in the shop are best stored in a rack. This way, the proper selection of the right screwdriver can be quickly made.
- Keep the screwdriver handle clean; a greasy handle is apt to cause accidents.
- A screwdriver should never be used as pry bar. If it is overstressed in this manner, the blade might break and send a particle of steel into the operator's arm or even towards his eyes.
- VDE tools that have several parts, have to be assembled correctly before use.
- When working with VDE tools avoid contact with water.
- Don't use a screwdriver with a split or broken handle.
- Don't use a regular screwdriver to check a storage battery or to determine if an electrical circuit is live.
- Don't use tools that shows sign of wear and have the second layer of plastic visible.

## Veelgestelde vragen

### **Are insulated (VDE) tools considered as personal protective equipment (PPE)?**

According to EU regulations, VDE tools are not considered as PPE.

### **Are the VDE tools only being sampled in series production?**

The high voltage test (at 10kV) is performed fully on each tool. Other tests are performed in accordance with the EN60900 standard.