

Kaçavidë e rrafshtë

605NI



Profiles

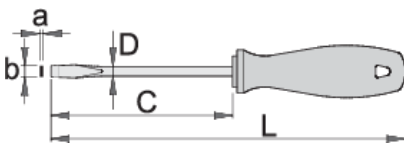




Standards



DIN 5265, ISO 2380-1, 2

Product features

- teh: çeliku krom-molibden vanadium-, thekur tërësisht dhe nevrík
- teh níkel kromuar
- trajtuar: formë ergonomík
- trajtuar - polipropílen
- varur vrimë
- bërë sipas standardit ISO 2380-1,2



	axb	C	L	D	
616419	0.4 x 2.0	60	145	2	33
616420	0.4 x 2.5	75	160	2.5	34

	axb	C	L	D	
616421	0.5 x 3.0	80	165	3	35
616422	0.6 x 3.5	100	185	3.5	39
616423	0.8 x 4.0	100	185	4	41
616424	1.0 x 5.5	125	225	5	70
616425	1.2 x 6.5	150	250	6	103
616426	1.2 x 8.0	175	285	7	143
616427	1.6 x 10.0	200	320	8	173

* Imazhet e produkteve janë simbolike. Të gjitha dimensionet janë në mm, pesha në gram. Të gjitha dimensionet e listuara mund të ndryshojnë në tolerancë.

Safety tips



- Use a screw holding screwdriver to get screws started in awkward, hard-to-reach areas.
- Use a stubby screwdriver in close quarters where a conventional screwdriver cannot be used.
- A rounded tip should be redressed with a file; make sure edges are straight.
- Screwdrivers used in the shop are best stored in a rack. This way, the proper selection of the right screwdriver can be quickly made.
- Keep the screwdriver handle clean; a greasy handle is apt to cause accidents.
- A screwdriver should never be used as pry bar. If it is overstressed in this manner, the blade might break and send a particle of steel into the operator's arm or even towards his eyes.



- Don't use pliers on the handle of a screwdriver to get extra turning power. A wrench should only be used on the square shank or bolster of a screwdriver that is especially designed for that purpose.
- Don't expose a screwdriver blade to excessive heat as it may reduce the hardness of the blade.
- Don't use a screwdriver with a split or broken handle.
- Don't use a regular screwdriver to check a storage battery or to determine if an electrical circuit is live.

Safety (pictures)

