


# Dopschroevendraaier, CR

629CR

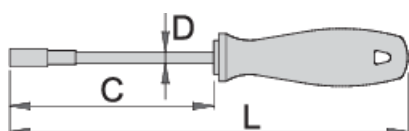






## Profielen



## Product attributen

- blade: premium hard chrome vanadium steel, entirely hardened and tempered
- blade chrome plated
- handle: ergonomic shape
- handle - polypropylene
- hanging hole
- made according to standard DIN 3125



		C	L	D		
616408	6	125	225	5,2	76	
616409	7	125	235	6,2	103	
616410	8	125	235	6,2	107	
616411	10	125	235	8,2	112	
616414	13	125	245	9,2	173	

\* Afbeeldingen van producten zijn symbolisch. Alle afmetingen zijn in mm en gewicht in gram. Alle vermelde afmetingen kunnen variëren in tolerantie.

## Veiligheidstips



- Use a screw holding screwdriver to get screws started in awkward, hard-to-reach areas.
- Use a stubby screwdriver in close quarters where a conventional screwdriver cannot be used.
- A rounded tip should be redressed with a file; make sure edges are straight.
- Screwdrivers used in the shop are best stored in a rack. This way, the proper selection of the right screwdriver can be quickly made.
- Keep the screwdriver handle clean; a greasy handle is apt to cause accidents.
- A screwdriver should never be used as pry bar. If it is overstressed in this manner, the blade might break and send a particle of steel into the operator's arm or even towards his eyes.



- Don't use pliers on the handle of a screwdriver to get extra turning power. A wrench should only be used on the square shank or bolster of a screwdriver that is especially designed for that purpose.
- Don't expose a screwdriver blade to excessive heat as it may reduce the hardness of the blade.
- Don't use a screwdriver with a split or broken handle.
- Don't use a regular screwdriver to check a storage battery or to determine if an electrical circuit is live.