


# Dugókulcsos csavarhúzó CR markolattal

629CR

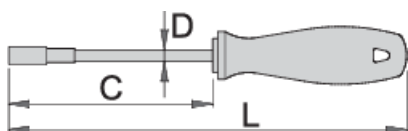






## Profilok



## Termékjellemzők

- szár: Premium Hard króm-vanádium acél, teljes anyagában nemesített
- krómozott
- markolat: ergonomikus kialakítású
- markolat - polipropilén
- függeszthető
- DIN 3125 szabvány szerint



		C	L	D		
616404	4	125	225	5	73	Till end of stock
616406	5	125	225	5,2	92	Till end of stock
616407	5.5	125	225	5,2	103	Till end of stock
616408	6	125	225	5,2	76	



616409	7	125	235	6,2	103	
616410	8	125	235	6,2	107	
616411	10	125	235	8,2	112	
616413	12	125	245	9,2	184	Till end of stock
616414	13	125	245	9,2	173	
616415	14	125	245	9	193	Till end of stock
616418	17	125	245	9	210	Till end of stock

\* A termékképek illusztrációk. Minden feltüntetett méret milliméterben, a tömegek grammban. Az összes feltüntetett méret eltérhet a toleranciának megfelelően.

## Safety tips



- Use a screw holding screwdriver to get screws started in awkward, hard-to-reach areas.
- Use a stubby screwdriver in close quarters where a conventional screwdriver cannot be used.
- A rounded tip should be redressed with a file; make sure edges are straight.
- Screwdrivers used in the shop are best stored in a rack. This way, the proper selection of the right screwdriver can be quickly made.
- Keep the screwdriver handle clean; a greasy handle is apt to cause accidents.
- A screwdriver should never be used as pry bar. If it is overstressed in this manner, the blade might break and send a particle of steel into the operator's arm or even towards his eyes.



- Don't use pliers on the handle of a screwdriver to get extra turning power. A wrench should only be used on the square shank or bolster of a screwdriver that is especially designed for that purpose.
- Don't expose a screwdriver blade to excessive heat as it may reduce the hardness of the blade.
- Don't use a screwdriver with a split or broken handle.
- Don't use a regular screwdriver to check a storage battery or to determine if an electrical circuit is live.