


# Izvijač nasadni CR

629CR

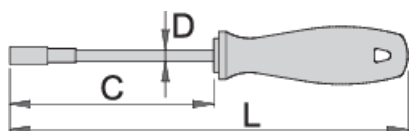


## Profili






## Atributi proizvoda

- oštrica od Premium Hard krom-vanadijev čelika, u cjelosti ojačana i zakaljena
- tijelo kromirano, vrh bruniran
- ručka ergonomski oblikovana
- ručica od polipropilena
- otvor u dršci za vješanje
- izrađeno prema standardu DIN3125



		C	L	D	
616404	4	125	225	5	73
616406	5	125	225	5,2	92
616407	5.5	125	225	5,2	103
616408	6	125	225	5,2	103
616409	7	125	235	6,2	123

		C	L	D	
616410	8	125	235	6,2	140
616411	10	125	235	8,2	157
616413	12	125	245	9,2	184
616414	13	125	245	9,2	186
616415	14	125	245	9	193
616418	17	125	245	9	210

\* Slike proizvoda su simbolične. Sve dimenzije su u mm, masa je u g.

## Safety tips



- Use a screw holding screwdriver to get screws started in awkward, hard-to-reach areas.
- Use a stubby screwdriver in close quarters where a conventional screwdriver cannot be used.
- A rounded tip should be redressed with a file; make sure edges are straight.
- Screwdrivers used in the shop are best stored in a rack. This way, the proper selection of the right screwdriver can be quickly made.
- Keep the screwdriver handle clean; a greasy handle is apt to cause accidents.
- A screwdriver should never be used as pry bar. If it is overstressed in this manner, the blade might break and send a particle of steel into the operator's arm or even towards his eyes.



- Don't use pliers on the handle of a screwdriver to get extra turning power. A wrench should only be used on the square shank or bolster of a screwdriver that is especially designed for that purpose.
- Don't expose a screwdriver blade to excessive heat as it may reduce the hardness of the blade.
- Don't use a screwdriver with a split or broken handle.
- Don't use a regular screwdriver to check a storage battery or to determine if an electrical circuit is live.