


# Socket wrench with CR handle

629CR

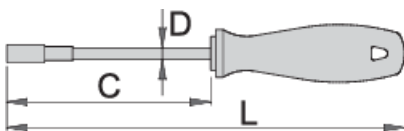



## Profiles






## Product features

- blade: premium hard chrome vanadium steel, entirely hardened and tempered
- blade chrome plated
- handle: ergonomic shape
- handle - polypropylene
- hanging hole
- made according to standard DIN 3125



		C	L	D	
616404	4	125	225	5	73
616406	5	125	225	5,2	92
616407	5.5	125	225	5,2	103
616408	6	125	225	5,2	103
616409	7	125	235	6,2	123

		C	L	D	
616410	8	125	235	6,2	140
616411	10	125	235	8,2	157
616413	12	125	245	9,2	184
616414	13	125	245	9,2	186
616415	14	125	245	9	193
616418	17	125	245	9	210

\* Images of products are symbolic. All dimensions are in mm, and weight in grams. All listed dimensions may vary in tolerance.

## Safety tips



- Use a screw holding screwdriver to get screws started in awkward, hard-to-reach areas.
- Use a stubby screwdriver in close quarters where a conventional screwdriver cannot be used.
- A rounded tip should be redressed with a file; make sure edges are straight.
- Screwdrivers used in the shop are best stored in a rack. This way, the proper selection of the right screwdriver can be quickly made.
- Keep the screwdriver handle clean; a greasy handle is apt to cause accidents.
- A screwdriver should never be used as pry bar. If it is overstressed in this manner, the blade might break and send a particle of steel into the operator's arm or even towards his eyes.



- Don't use pliers on the handle of a screwdriver to get extra turning power. A wrench should only be used on the square shank or bolster of a screwdriver that is especially designed for that purpose.
- Don't expose a screwdriver blade to excessive heat as it may reduce the hardness of the blade.
- Don't use a screwdriver with a split or broken handle.
- Don't use a regular screwdriver to check a storage battery or to determine if an electrical circuit is live.