

Torx (TX) csavarhúzó CR markolattal

621CR

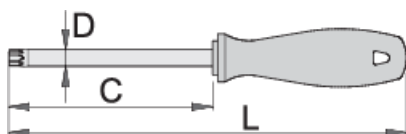





Profilok






Termékjellemzők

- szár: Premium Hard króm-vanádium acél, teljes anyagában nemesített
- krómozott, feketített hegygel
- markolat: ergonómikus kialakítású
- markolat - polipropilén
- függeszthető



		C	L	D	
616379	TX 6	60	145	3	34
616380	TX 7	80	165	3	34
616381	TX 8	80	165	3	34
616382	TX 9	80	165	3	34
616383	TX 10	80	165	3	35
616384	TX 15	80	165	3.5	37

					
616385	TX 20	100	185	4	43
616386	TX 25	100	185	4.5	63
616387	TX 27	115	215	5.5	76
616388	TX 30	115	215	6	98
616389	TX 40	130	240	7	130

* A termékképek illusztrációk. Minden feltüntetett méret milliméterben, a tömegek grammban. Az összes feltüntetett méret eltérhet a toleranciának megfelelően.

Safety tips



- Use a screw holding screwdriver to get screws started in awkward, hard-to-reach areas.
- Use a stubby screwdriver in close quarters where a conventional screwdriver cannot be used.
- A rounded tip should be redressed with a file; make sure edges are straight.
- Screwdrivers used in the shop are best stored in a rack. This way, the proper selection of the right screwdriver can be quickly made.
- Keep the screwdriver handle clean; a greasy handle is apt to cause accidents.
- A screwdriver should never be used as pry bar. If it is overstressed in this manner, the blade might break and send a particle of steel into the operator's arm or even towards his eyes.



- Don't use pliers on the handle of a screwdriver to get extra turning power. A wrench should only be used on the square shank or bolster of a screwdriver that is especially designed for that purpose.
- Don't expose a screwdriver blade to excessive heat as it may reduce the hardness of the blade.
- Don't use a screwdriver with a split or broken handle.
- Don't use a regular screwdriver to check a storage battery or to determine if an electrical circuit is live.

Safety (pictures)

