

# Izvijač križni (PH) kratki CR

626CR



## Profili

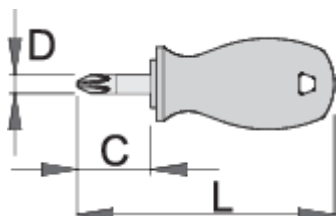


## Standardi

DIN 5262, ISO 8764-1, 2

## Atributi proizvoda

- vrh od krom-vanadij-molibdena, u cjelosti ojačan i zakaljen
- tijelo kromirano, vrh bruniran
- ručka ergonomski oblikovana
- ručica od polipropilena
- otvor u dršci za viješanje
- izrađeno prema standardu ISO8764-1,2





616398

PH 2

25

86

6

41

\* Slike proizvoda su simbolične. Sve dimenzije su u mm, masa je u g.

## Safety tips

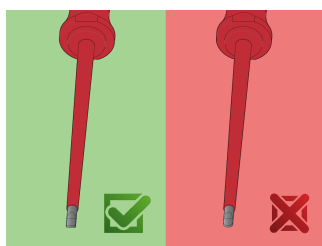



- Use a screw holding screwdriver to get screws started in awkward, hard-to-reach areas.
- Use a stubby screwdriver in close quarters where a conventional screwdriver cannot be used.
- A rounded tip should be redressed with a file; make sure edges are straight.
- Screwdrivers used in the shop are best stored in a rack. This way, the proper selection of the right screwdriver can be quickly made.
- Keep the screwdriver handle clean; a greasy handle is apt to cause accidents.
- A screwdriver should never be used as pry bar. If it is overstressed in this manner, the blade might break and send a particle of steel into the operator's arm or even towards his eyes.



- Don't use pliers on the handle of a screwdriver to get extra turning power. A wrench should only be used on the square shank or bolster of a screwdriver that is especially designed for that purpose.
- Don't expose a screwdriver blade to excessive heat as it may reduce the hardness of the blade.
- Don't use a screwdriver with a split or broken handle.
- Don't use a regular screwdriver to check a storage battery or to determine if an electrical circuit is live.

## Safety (pictures)



## Frequently asked questions

### Can you hit the screwdriver?

No, you should not hit the screwdriver.

### Can a screwdriver with a PH tip be used for PZ cross head screws?

Its use is not recommended as this can cause damage to the screw.