

Surubelnita CR cu profil PZ

625CR



Profile

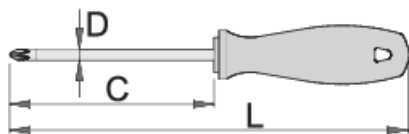





Standarde






DIN 5263, ISO 8764-1, 3

Caracteristicile produsului

- lama: otel crom vanadium molibden tratata integral
- lama cromata, varful brunat
- maner: forma ergonomica
- maner-polipropilena
- gaura de agatare
- in concordanta cu standardul ISO 8764-1,2



		C	L	D	
616393	PZ 0	60	145	3	34
616394	PZ 1	80	165	4.5	60

					
616395	PZ 2	100	200	6	93
616396	PZ 3	150	260	8	156

* Imaginea produsului este simbolica. Toate dimensiunile sunt exprimate în mm, greutatea în grame.

Safety tips

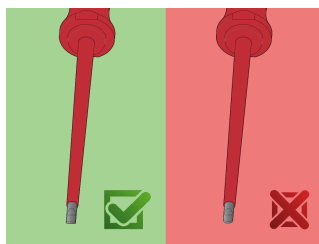


- Use a screw holding screwdriver to get screws started in awkward, hard-to-reach areas.
- Use a stubby screwdriver in close quarters where a conventional screwdriver cannot be used.
- A rounded tip should be redressed with a file; make sure edges are straight.
- Screwdrivers used in the shop are best stored in a rack. This way, the proper selection of the right screwdriver can be quickly made.
- Keep the screwdriver handle clean; a greasy handle is apt to cause accidents.
- A screwdriver should never be used as pry bar. If it is overstressed in this manner, the blade might break and send a particle of steel into the operator's arm or even towards his eyes.



- Don't use pliers on the handle of a screwdriver to get extra turning power. A wrench should only be used on the square shank or bolster of a screwdriver that is especially designed for that purpose.
- Don't expose a screwdriver blade to excessive heat as it may reduce the hardness of the blade.
- Don't use a screwdriver with a split or broken handle.
- Don't use a regular screwdriver to check a storage battery or to determine if an electrical circuit is live.

Safety (pictures)



Frequently asked questions

Poți lovi șurubelnița?

Nu, nu ar trebui să loviți șurubelnița.

Poate fi folosită o șurubelniță cu varf PH pentru șuruburile cu amprenta PZ?

Utilizarea sa nu este recomandată, deoarece acest lucru poate provoca deteriorarea șurubului.