

CR柄双十字(PZ)螺丝刀

625CR



配置文件

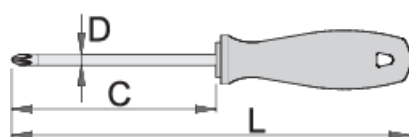





标准







DIN 5262, ISO 8764-1, 2

产品属性

- 螺丝刀：切割器 - 特种工具钢、锻造、完全淬火与回火，完全淬火与回火
- 镀铬刀片，黑色刀头
- 手柄：符合人体工程学的形状
- 手柄：聚丙烯
- 挂孔
- 根据ISO 8764-1,2标准生产



		C	L	D	
616393	PZ 0	60	145	3	34
616394	PZ 1	80	165	4.5	60

					
616395	PZ 2	100	200	6	93
616396	PZ 3	150	260	8	156

* Images of products are symbolic. All dimensions are in mm, and weight in grams. All listed dimensions may vary in tolerance.

Safety tips

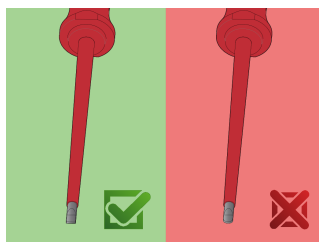



- Use a screw holding screwdriver to get screws started in awkward, hard-to-reach areas.
- Use a stubby screwdriver in close quarters where a conventional screwdriver cannot be used.
- A rounded tip should be redressed with a file; make sure edges are straight.
- Screwdrivers used in the shop are best stored in a rack. This way, the proper selection of the right screwdriver can be quickly made.
- Keep the screwdriver handle clean; a greasy handle is apt to cause accidents.
- A screwdriver should never be used as pry bar. If it is overstressed in this manner, the blade might break and send a particle of steel into the operator's arm or even towards his eyes.



- Don't use pliers on the handle of a screwdriver to get extra turning power. A wrench should only be used on the square shank or bolster of a screwdriver that is especially designed for that purpose.
- Don't expose a screwdriver blade to excessive heat as it may reduce the hardness of the blade.
- Don't use a screwdriver with a split or broken handle.
- Don't use a regular screwdriver to check a storage battery or to determine if an electrical circuit is live.

Safety (pictures)



Frequently asked questions

Can you hit the screwdriver?

No, you should not hit the screwdriver.

Can a screwdriver with a PH tip be used for PZ cross head screws?

Its use is not recommended as this can cause damage to the screw.

