

Surubelnita CR cu profil lat

605CR



Profile

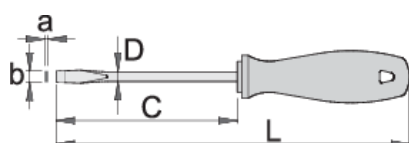




Standarde


ISO 8764-1,2

Caracteristicile produsului

- lama:otel crom vanadium molibden tratata integral
- lama cromata, varful brunat
- maner:forma ergonomica
- maner-polipropilena
- gaura de agatare
- in concordanta cu standardul ISO 2380-1,2
- Fabricat in acord cu standard DIN 5264



|  | axb | C | L | D |  |  |
|--|-----------|----|-----|-----|---|---|
| 616339 | 0.4 x 2.5 | 75 | 160 | 2.5 | 34 | |
| 616340 | 0.5 x 3.0 | 80 | 165 | 3 | 35 | |

|  | axb | C | L | D |  |  |
|--|------------|-----|-----|-----|---|---|
| 616341 | 0.5 x 3.0 | 100 | 185 | 3 | 37 | |
| 616342 | 0.5 x 3.0 | 150 | 235 | 3 | 39 | |
| 616343 | 0.6 x 3.5 | 75 | 160 | 3.5 | 37 | |
| 616344 | 0.6 x 3.5 | 100 | 185 | 3.5 | 39 | |
| 616345 | 0.6 x 3.5 | 125 | 210 | 3.5 | 40 | |
| 616346 | 0.8 x 4.0 | 100 | 185 | 4 | 41 | |
| 616347 | 0.8 x 4.0 | 125 | 210 | 4 | 44 | |
| 616348 | 0.8 x 4.0 | 150 | 235 | 4 | 46 | |
| 616350 | 1.0 x 5.5 | 100 | 200 | 5 | 68 | |
| 616351 | 1.0 x 5.5 | 125 | 225 | 5 | 70 | |
| 616352 | 1.0 x 5.5 | 150 | 250 | 5 | 74 | |
| 616353 | 1.2 x 6.5 | 100 | 200 | 6 | 93 | |
| 616355 | 1.2 x 6.5 | 150 | 250 | 6 | 103 | |
| 616356 | 1.2 x 8.0 | 175 | 285 | 7 | 143 | |
| 616358 | 1.6 x 10.0 | 200 | 320 | 8 | 173 | |
| 616359 | 2.0 x 12.0 | 250 | 370 | 9 | 223 | |

* Imaginea produsului este simbolica.Toate dimensiunile sunt exprimate în mm,greutatea în grame.

Safety tips



- Use a screw holding screwdriver to get screws started in awkward, hard-to-reach areas.
- Use a stubby screwdriver in close quarters where a conventional screwdriver cannot be used.
- A rounded tip should be redressed with a file; make sure edges are straight.
- Screwdrivers used in the shop are best stored in a rack. This way, the proper selection of the right screwdriver can be quickly made.
- Keep the screwdriver handle clean; a greasy handle is apt to cause accidents.
- A screwdriver should never be used as pry bar. If it is overstressed in this manner, the blade



- Don't use pliers on the handle of a screwdriver to get extra turning power. A wrench should only be used on the square shank or bolster of a screwdriver that is especially designed for that purpose.
- Don't expose a screwdriver blade to excessive heat as it may reduce the hardness of the blade.
- Don't use a screwdriver with a split or broken handle.
- Don't use a regular screwdriver to check a storage battery or to determine if an electrical circuit is live.

might break and send a particle of steel into the operator's arm or even towards his eyes.

Safety (pictures)

