

Izvijač plosnati CR

605CR



Profili

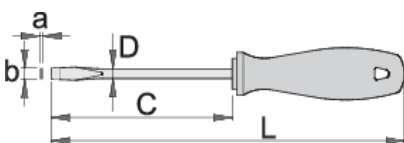




Standardi


DIN ISO 2380-1:2006 i DIN ISO 2380-2:2006

Atributi proizvoda

- vrh od krom-vanadij-molibdena, u cjelosti ojačan i zakaljen
- tijelo kromirano, vrh bruniran
- ručka ergonomski oblikovana
- ručica od polipropilena
- otvor u dršci za vješanje
- izrađeno prema standardu DIN ISO 2380-1:2006 i DIN ISO 2380-2:2006
- izrađen prema standardu DIN 5264



|  | axb | C | L | D |  |  |
|--|-----------|----|-----|-----|---|---|
| 616338 | 0.4 x 2.5 | 60 | 145 | 2.5 | 33 | Till end of stock |
| 616339 | 0.4 x 2.5 | 75 | 160 | 2.5 | 34 | |

|  | axb | C | L | D |  |  |
|---|------------|-----|-----|-----|--|--|
| 616340 | 0.5 x 3.0 | 80 | 165 | 3 | 35 | |
| 616341 | 0.5 x 3.0 | 100 | 185 | 3 | 37 | |
| 616342 | 0.5 x 3.0 | 150 | 235 | 3 | 39 | |
| 616343 | 0.6 x 3.5 | 75 | 160 | 3.5 | 37 | |
| 616344 | 0.6 x 3.5 | 100 | 185 | 3.5 | 39 | |
| 616345 | 0.6 x 3.5 | 125 | 210 | 3.5 | 40 | |
| 616346 | 0.8 x 4.0 | 100 | 185 | 4 | 41 | |
| 616347 | 0.8 x 4.0 | 125 | 210 | 4 | 44 | |
| 616348 | 0.8 x 4.0 | 150 | 235 | 4 | 46 | |
| 616349 | 0.8 x 4.0 | 200 | 285 | 4 | 53 | Till end of stock |
| 616350 | 1.0 x 5.5 | 100 | 200 | 5 | 68 | |
| 616351 | 1.0 x 5.5 | 125 | 225 | 5 | 70 | |
| 616352 | 1.0 x 5.5 | 150 | 250 | 5 | 74 | |
| 616353 | 1.2 x 6.5 | 100 | 200 | 6 | 93 | |
| 616354 | 1.2 x 6.5 | 125 | 225 | 6 | 98 | Till end of stock |
| 616355 | 1.2 x 6.5 | 150 | 250 | 6 | 103 | |
| 616356 | 1.2 x 8.0 | 175 | 285 | 7 | 143 | |
| 616357 | 1.6 x 8.0 | 175 | 285 | 7 | 143 | Till end of stock |
| 616358 | 1.6 x 10.0 | 200 | 320 | 8 | 173 | |
| 616359 | 2.0 x 12.0 | 250 | 370 | 9 | 223 | |

* Slike proizvoda su simbolične. Sve dimenzije su u mm, masa je u g.

Safety tips



- Use a screw holding screwdriver to get screws started in awkward, hard-to-reach areas.
- Use a stubby screwdriver in close quarters where a conventional screwdriver cannot be used.
- A rounded tip should be redressed with a file; make sure edges are straight.



- Don't use pliers on the handle of a screwdriver to get extra turning power. A wrench should only be used on the square shank or bolster of a screwdriver that is especially designed for that purpose.
- Don't expose a screwdriver blade to excessive heat as it may reduce the hardness of the blade.

- Screwdrivers used in the shop are best stored in a rack. This way, the proper selection of the right screwdriver can be quickly made.
- Keep the screwdriver handle clean; a greasy handle is apt to cause accidents.
- A screwdriver should never be used as pry bar. If it is overstressed in this manner, the blade might break and send a particle of steel into the operator's arm or even towards his eyes.

- Don't use a screwdriver with a split or broken handle.
- Don't use a regular screwdriver to check a storage battery or to determine if an electrical circuit is live.

Safety (pictures)

