


Kaçavidë e rrafshtë CR

605CR



Profiles

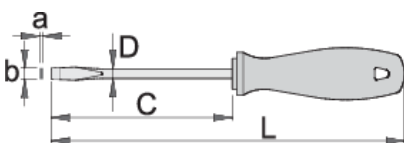





Standards




ISO 8764-1,2

Product features

- teh: çeliku krom-molibden vanadium-, thekur tërësisht dhe nevrík
- krom kromuar teh, pikut nxirë
- trajtuar: formë ergonomik
- trajtuar - polipropilen
- varur vrimë
- bërë sipas standardit ISO 2380-1,2
- bërë sipas standardit DIN 5264



	axb	C	L	D		
616338	0.4 x 2.5	60	145	2.5	33	Till end of stock
616339	0.4 x 2.5	75	160	2.5	34	

	axb	C	L	D		
616340	0.5 x 3.0	80	165	3	35	
616341	0.5 x 3.0	100	185	3	37	
616342	0.5 x 3.0	150	235	3	39	
616343	0.6 x 3.5	75	160	3.5	37	
616344	0.6 x 3.5	100	185	3.5	39	
616345	0.6 x 3.5	125	210	3.5	40	
616346	0.8 x 4.0	100	185	4	41	
616347	0.8 x 4.0	125	210	4	44	
616348	0.8 x 4.0	150	235	4	46	
616349	0.8 x 4.0	200	285	4	53	Till end of stock
616350	1.0 x 5.5	100	200	5	68	
616351	1.0 x 5.5	125	225	5	70	
616352	1.0 x 5.5	150	250	5	74	
616353	1.2 x 6.5	100	200	6	93	
616354	1.2 x 6.5	125	225	6	98	Till end of stock
616355	1.2 x 6.5	150	250	6	103	
616356	1.2 x 8.0	175	285	7	143	
616357	1.6 x 8.0	175	285	7	143	Till end of stock
616358	1.6 x 10.0	200	320	8	173	
616359	2.0 x 12.0	250	370	9	223	

* Imazhet e produkteve janë simbolike. Të gjitha dimensionet janë në mm, pesha në gram. Të gjitha dimensionet e listuara mund të ndryshojnë në tolerancë.

Safety tips



- Use a screw holding screwdriver to get screws started in awkward, hard-to-reach areas.
- Use a stubby screwdriver in close quarters where a conventional screwdriver cannot be used.
- A rounded tip should be redressed with a file; make sure edges are straight.



- Don't use pliers on the handle of a screwdriver to get extra turning power. A wrench should only be used on the square shank or bolster of a screwdriver that is especially designed for that purpose.
- Don't expose a screwdriver blade to excessive heat as it may reduce the hardness of the blade.

- Screwdrivers used in the shop are best stored in a rack. This way, the proper selection of the right screwdriver can be quickly made.
- Keep the screwdriver handle clean; a greasy handle is apt to cause accidents.
- A screwdriver should never be used as pry bar. If it is overstressed in this manner, the blade might break and send a particle of steel into the operator's arm or even towards his eyes.

- Don't use a screwdriver with a split or broken handle.
- Don't use a regular screwdriver to check a storage battery or to determine if an electrical circuit is live.

Safety (pictures)

