

# Industrial torque wrench

265



## Profiles

---



## Standards

---

ISO 6789

## Product features

- robust construction gives accurate results, to +/-4%, even in arduous working conditions.
- every wrench supplied with a calibration certificate according to ISO 9000:2000
- the large break angle improves accuracy by reducing the possibility of over torqueing
- Cam control of the mechanism gives a controlled break which prevent overtightening of the screw.
- Torque application: both way, but always apply in direction specified on torque wrench handle
- for right and left threaded screws
- dual scaled, N.m and lbf.ft
- made according to standard ISO 6789

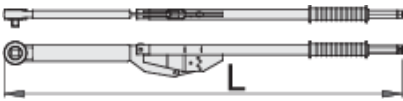
## Usage:







- agricultural equipment
- building sector
- heavy industry
- larger construction machinery
- shipbuilding industry
- aircraft industry

- Do not use torque wrench for untightening!

## Important!

- Do not use torque wrench for untightening!
- Tool must be used with equal pulls and in accordance with the instructions in the manual.
- Torque tightens only in the direction showed on the key sticker! Sticker shows the proper direction of tightening!
- The default calibration interval of the torque wrench is 12 months or 5.000 measurements from the date of end user purchase.
- ALWAYS set the measuring mechanism to starting point, at the end of work.
- When the requested torque is reached, please do not tight any more.
- Torque wrench can be damaged, if manual instructions are not considered.



					
616802	3/4"	200 - 800	150 - 600	1140	9000
616803	3/4"	300 - 1000	200 - 750	1470	9800

\* Images of products are symbolic. All dimensions are in mm, and weight is in grams. All listed dimensions may vary in tolerance.

## Usage (pictures)



## Photo (pictures)



## Related products

 Click type torque wrench

 Torque wrench

## Safety (pictures)

