

오픈 엔드 렌치

110/1



프로파일

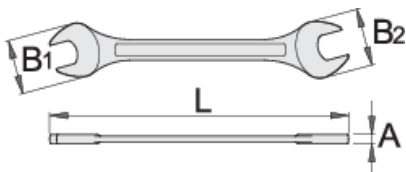
Premium 

표준

ISO 10102

제품 특징

- 재질: 프리미엄 크롬 바나듐 스틸
- 낙하 단조, 완전 경화 및 담금질
- 표면 마감: ISO 1456:2009에 따른 크롬 도금
- 헤드 폴리싱 처리
- ISO 10102 표준에 따라 제작됨(미터법만 해당)
- 15° 미만의 렌치 머리



603316



4 x 4.5

L

100

B1

14

B2

14

A

3.4



10



L




B1

B2

A

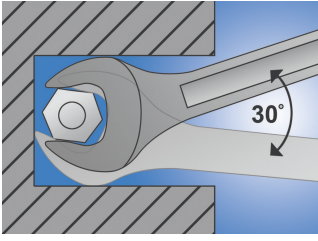


603317	4 x 5	100	14	14	3.4	10
603318	5 x 5.5	100	14	14	3.4	10
600060	5.5 x 7	121	14.4	16.4	3.4	15
600061	6 x 7	121	14.4	16.4	3.4	15
600062	7 x 8	140	18.4	22.9	3.7	24
600064	8 x 9	140	18.4	22.9	3.7	24
600065	8 x 10	140	18.4	22.9	3.7	23
600066	9 x 10	159	22.7	24.2	4.5	43
600067	9 x 11	159	22.7	24.2	4.5	40
600068	10 x 11	159	22.7	24.2	4.5	40
600069	10 x 12	172	26.2	29.2	4.9	58
600070	10 x 13	172	26.2	29.2	4.9	59
600072	11 x 13	172	26.2	29.2	4.9	58
600074	12 x 13	172	26.2	29.2	4.9	58
600075	12 x 14	172	26.2	29.2	4.9	58
600076	13 x 14	192	31.2	33.2	5.4	81
600077	13 x 15	192	31.2	33.2	5.4	84
600078	13 x 17	200	31.2	37.7	5.7	101
600079	14 x 15	192	31.2	33.2	5.4	83
600080	14 x 17	200	31.2	37.7	5.7	101
600081	15 x 17	206	35.7	37.7	5.7	108
600082	16 x 17	206	35.7	37,7	5.7	108
600083	17 x 19	223	39.5	41.5	6.2	143
600084	17 x 22	232	43,5	46	6.2	193
600085	18 x 19	223	39.5	41.5	6.2	148
600086	19 x 22	232	43.5	46	6.7	183
600088	20 x 22	232	43.5	46	6.7	180
600089	21 x 23	249	46	52	7.2	235
600090	22 x 24	249	46	52	7.2	237

		L	B1	B2	A	
600091	22 x 27	265	51,8	55,3	7.2	301
600092	24 x 26	265	51.8	55.3	7.7	289
600093	24 x 27	265	53.8	51,8	7.7	289
600095	25 x 28	279	62.8	53,8	8.2	344
600096	27 x 29	309	62.8	67.3	9.2	535
600097	27 x 30	309	62.8	67.3	9.2	527
600098	27 x 32	309	62.8	67.3	9.2	541
600099	30 x 32	309	62.8	67.3	9.2	532
603848	30 x 34	315	62.8	68.8	9.6	568
602593	30 x 36	319	62.8	78.8	9.6	591
600100	32 x 36	327	68.8	78.8	9.6	653
600101	34 x 36	327	68.8	78.8	9.6	628
600102	36 x 41	360	78.8	86.8	9.6	823
605549	38 x 42	360	78.8	86.8	9.6	822
602594	41 x 46	410	86.8	94.8	14.6	1735
602595	46 x 50	460	94.8	103.9	15.6	2365
605348	1/4" x 5/16"	121	14.4	16.4	3.4	15
605349	5/16" x 3/8"	140	18.4	22.9	3.7	24
605350	3/8" x 7/16"	159	22.7	24.2	4.5	40
605351	7/16" x 1/2"	172	26.3	29.2	4.9	58
605352	1/2" x 9/16"	192	31.2	33.2	5.4	81
605353	9/16" x 5/8"	192	31.2	33.2	5.4	83
605354	5/8" x 11/16"	206	35.7	37.7	5.7	108
605355	11/16" x 3/4"	223	39.5	41.5	6.2	143
605356	13/16" x 7/8"	249	46	52	7.2	237
605357	15/16" x 1"	265	51.8	55.3	7.7	301
605358	1" x 1.1/8	279	53.8	58.8	8.2	344
605359	1.1/16" x 1.1/4"	309	62.8	67.3	9.2	527

* Images of products are symbolic. All dimensions are in mm, and weight in grams. All listed dimensions may vary in tolerance.

사용법 (사진)



안전 (사진)

