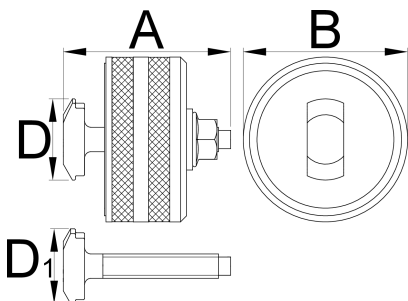


BB90压入式中轴拆卸工具

1625/2BB90



配置文件





A

B

D

D1



623085

55

54

26,6

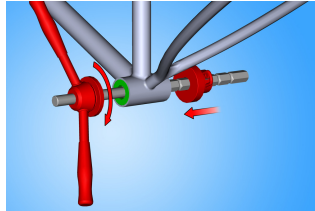
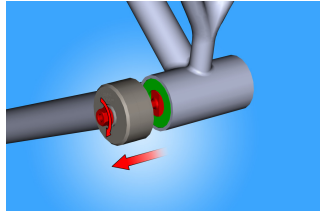
24,5

13

318

* Images of products are symbolic. All dimensions are in mm, and weight is in grams. All listed dimensions may vary in tolerance.

用途 (pictures)



To remove the bearing cup from the bike frame, screw the nut as long as the puller does not completely extract the cup from the frame. Repeat steps on opposite side.

Assemble bottom bracket cups and our bearing cup press tool (item 1680/4) as shown. Turn handles of the bearing cup press, making sure the cups are always aligned. Continue pressing until each cup is completely pressed into the frame.

配件



Plastic ring for 1625/2BB90



Guide head for 1625/2BB90