

# 避震器衬套拔出器套件

1701/5

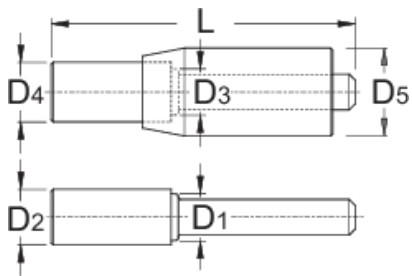





## 配置文件



## 产品属性

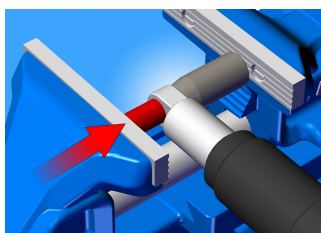
- 该工具用于拆卸避震器上的旧衬套。
- 使用该工具及老虎钳后，能够非常简单的拔出衬套。
- 工具能够拔出的衬套直径为12mm和12.7mm。




		D1	D2	D3	D4	D5	L	
623006	12 - 12,7	11,8	13,9	12,5	14,9	22	76	300

\* Images of products are symbolic. All dimensions are in mm, and weight in grams. All listed dimensions may vary in tolerance.

## 用途 (pictures)



Assembled tool together with the shock is put into the vice. Bushing is now pressed out of the shock with use of the vice. Bushing is pushed into the bigger part of tool, from where it can be easily removed.



New bushing is set parallelly next to the opening on the shock and put together in the vice. With use of the vice, bushing is pressed into the shock.