

# Shock bushing extractor set

1701/5

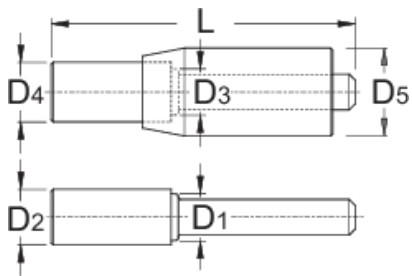





## Profiles



## Product features

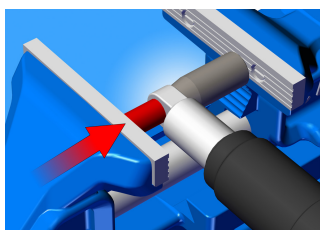
- Tool is used for removing old bushings from the rear shock.
- With use of this tool and a vice, removal of the bushing is incredibly easy.
- Tool supports bushings removal with diameter 12 mm and diameter 12,7 mm.




		D1	D2	D3	D4	D5	L	
623006	12 - 12,7	11,8	13,9	12,5	14,9	22	76	300

\* Images of products are symbolic. All dimensions are in mm, and weight in grams. All listed dimensions may vary in tolerance.

## Usage (pictures)



Assembled tool together with the shock is put into the vice. Bushing is now pressed out of the shock with use of the vice. Bushing is pushed into the bigger part of tool, from where it can be easily removed.



New bushing is set parallelly next to the opening on the shock and put together in the vice. With use of the vice, bushing is pressed into the shock.