

# Stand de centrare pentru uz profesional

1689



## Profile

---



## Caracteristicile produsului

We redesigned many of its features. The base has been made stronger for improved precision and we also added conical one-size-fits-all magnetic thru-axles adapters that can be stored anywhere on the base. The arms have been made longer to accommodate 29+ wheels better and the calipers widened accordingly. Threads, springs and bearings were all revised resulting in smoother operation plus less frequent calibration. Additionally, we include white high-gloss stickers you can apply to the base and caliper arm to improve background contrast, making it easier than ever to use.

Here is a full list of the improvements.

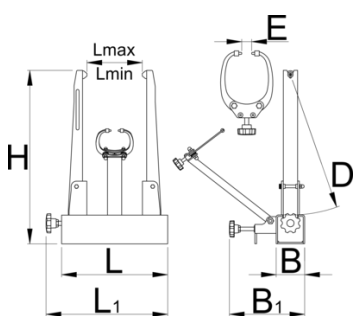
- Stronger base for improved precision
- Longer and redesigned upright arms for improved clearance of 29+ wheels and truing precision
- Wider calipers for increased clearance of 29+ wheels
- Accommodates wider axles, works with through axle hubs up to 197mm width (include the use of adapters). Max. arm opening 230mm (without the use of adapters).
- New bearings on the upright arm adjust axle are spring loaded for improved precision and reduced frequency of calibration
- Redesigned caliper tips for easier radial truing
- Revised threads and springs for smoother operation
- 8mm bench mount holes at the bottom, 268 mm center to center
- Slicker design, all black
- Comes with conical magnetic through axle adapters – one size fits all (12, 15 and 20). The adapters are now magnetic and can be affixed anywhere on the base. Features a bolt for more permanent fix on the upright arms.
- Includes white high gloss stickers, covering the base and caliper arm, for improved background contrast (stickers are not preapplied)

Compatibility:

- Accepts wheels from 16 to 29+ inch with or without tire.
- Supports solid, quick release and through axle hubs
- Through axle hubs are supported with use of the adapters (included with truing stand)
- One pair of through axle adapters support all sizes of through axles

Standard features (same as before):

- Geometria calibrului de reglare asigura un control axial simultan pentru acuratețea reglării rotii
- Calibrul are o protecție de plastic pe varfuri pentru a preveni lasarea de urme pe roata.
- Bratul din dreapta sus poate fi reglat cu un buton rotativ și fixat axul cu acesta. Bratul calibrului poate fi reglat pe raza rotii iar varful calibrului se reglează pentru a palpa geanta
- Când se schimbă roata, arcul acționează pe bratul drept al calibrului și aceasta este retrasă dând posibilitatea de introducere a unei alte roți pentru centrare. Se asigură reglarea rapidă a mai multor roți de aceeași dimensiune.



D↑

E↑

L↓

L↑

H

L

L1





D↑

E↑

L↓

L↑

H

L

L1



629297

390

40

40

226

485



298

342

7165

\* Imaginea produsului este simbolica. Toate dimensiunile sunt exprimate în mm, greutatea în grame.

0 (pictures)



## Accessories



Brat compas de grosime pentru 1689



Compas grosime frane pentru 1689



Adaptor pentru ax de roti de 20mm



Adaptor Cannondale Lefty pentru stand de centrare.



Pro Truing Stand Wooden Base

## Piese de schimb



Cap de schimb pentru etrier



Handle for 1689