

Pro uitlijNSTandaard

1689



Profielen



Product attributen

We redesigned many of its features. The base has been made stronger for improved precision and we also added conical one-size-fits-all magnetic thru-axles adapters that can be stored anywhere on the base. The arms have been made longer to accommodate 29+ wheels better and the calipers widened accordingly. Threads, springs and bearings were all revised resulting in smoother operation plus less frequent calibration. Additionally, we include white high-gloss stickers you can apply to the base and caliper arm to improve background contrast, making it easier than ever to use.

Here is a full list of the improvements.

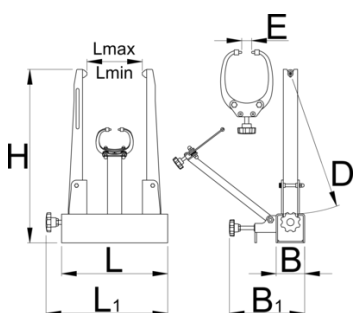
- Stronger base for improved precision
- Longer and redesigned upright arms for improved clearance of 29+ wheels and truing precision
- Wider calipers for increased clearance of 29+ wheels
- Accommodates wider axles, works with through axle hubs up to 197mm width (include the use of adapters). Max. arm opening 230mm (without the use of adapters).
- New bearings on the upright arm adjust axle are spring loaded for improved precision and reduced frequency of calibration
- Redesigned caliper tips for easier radial truing
- Revised threads and springs for smoother operation
- 8mm bench mount holes at the bottom, 268 mm center to center
- Slicker design, all black
- Comes with conical magnetic through axle adapters – one size fits all (12, 15 and 20). The adapters are now magnetic and can be affixed anywhere on the base. Features a bolt for more permanent fix on the upright arms.
- Includes white high gloss stickers, covering the base and caliper arm, for improved background contrast (stickers are not preapplied)

Compatibel met:

- Accepts wheels from 16 to 29+ inch with or without tire.
- Supports solid, quick release and through axle hubs
- Through axle hubs are supported with use of the adapters (included with truing stand)
- One pair of through axle adapters support all sizes of through axles

Standard features (same as before):

- De vorm van de calibers biedt simultane axiale controle bij het richten van de velg.
- The calipers have plastic coated tips to prevent scratching the rim.
- The upright arms position can be adjusted with an upright adjustment knob to fit the axle width. The caliper arm position can be adjusted to fit the wheel radius and the caliper tip distance can be adjusted to fit the rim width.
- When changing the wheel, the spring loaded upright arms and the caliper arm can be quickly pulled away, automatically springing back to a set position when inserting a new wheel. This enables faster truing of several same size wheels.





D↑

E↑

L↓

L↑

H

L

L1



629297

390

40

40

226

485



298

342

7165

* Afbeeldingen van producten zijn symbolisch. Alle afmetingen zijn in mm en gewicht in gram. Alle vermelde afmetingen kunnen variëren in tolerantie.

Gebruik (Afbeeldingen)



Accessoires



Pro truing stand calibration tool



Rotor truing gauge



Axle adaptor



Cannondale Lefty® adaptor for truing stand



Pro Truing Stand Wooden Base

Onderdelen



Spare tip for caliper



Handle for 1689