

Plastik kutuda pnömatik çekici ve lokma takımı 1/2"

1565







Profiles



Product features

- Kutu boyutları: 346 x 292 x 83

Product name	SKU	Article	Dimensions	Quantity
Plastik kutuda pnömatik çekiç ve lokma takımı 1/2"	615516	1565	10 - 27	17
Pnömatik deęişken uçlu çekiç 1/2"		1561	1/2"/824 Nm	1
Darbeli uzatma kolu 1/2"		231.4/4	1/2"x125, 1/2"x75	2
Darbeli aksesuarlar 1/2"		231.8/4	10 - 14, 15 - 32	2
Darbeli lokma 1/2"		231/4 6p	10, 13, 17, 19, 21, 22, 24, 27	8
Darbeli lokma 1/2", uzun tip		231/4L6p	17, 19, 21, 22, 24, 27	6

* Ürünlerin resimleri semboliktir. Bütün boyutlar mm ve ağırlık gram cinsindedir.

Safety tips



- The pressure in the tool during the operation has to be at least 6.2 bar for the tool to work properly.
- Regularly clean and dry the air filters and inlet air supply.
- Always use clean and dry air with the correct mixture of oil, for maximum tool life.
- Check the joints and ensure that the tubes and other equipment are not damaged before use.
- All tools should be gently oiled prior to being stored.
- Always store pneumatic tools in dry places away from water.
- Always use original spare parts.
- Repairs can be performed only by authorised staff people authorised by Unior d.d.



- Always disconnect tools not in use from the air supply.