

Pneumatische slagmoersleutel en dopsleutelset 1/2" in kunststof cassette

1565







Profielen



Product attributen

- Dimension of box: 346 x 292 x 83

| Productnaam | SKU | Artikel | Afmetingen | Hoeveelheid |
|--|---|----------|--------------------------------|-------------|
| Pneumatische slagmoersleutel en dopsleutelset 1/2" in kunststof cassette | 615516 | 1565 | 10 - 27 | 17 |
| Slagmoersleutel 1/2" |  | 1561 | 1/2"/824 Nm | 1 |
| Verlengstuk 1/2" tbv slagmoerdopsleutels |  | 231.4/4 | 1/2"x125, 1/2"x75 | 2 |
| Borgring en borgstift tbv slagmoerdopsleutels 1/2" |  | 231.8/4 | 10 - 14, 15 - 32 | 2 |
| Slagmoerdopsleutel 1/2" |  | 231/4 6p | 10, 13, 17, 19, 21, 22, 24, 27 | 8 |
| Slagmoerdopsleutel 1/2", lang | | 231/4L6p | 17, 19, 21, 22, 24, 27 | 6 |

* Afbeeldingen van producten zijn symbolisch. Alle afmetingen zijn in mm en gewicht in gram. Alle vermelde afmetingen kunnen variëren in tolerantie.

Veiligheidstips



- The pressure in the tool during the operation has to be at least 6.2 bar for the tool to work properly.
- Regularly clean and dry the air filters and inlet air supply.
- Always use clean and dry air with the correct mixture of oil, for maximum tool life.
- Check the joints and ensure that the tubes and other equipment are not damaged before use.
- All tools should be gently oiled prior to being stored.
- Always store pneumatic tools in dry places away from water.
- Always use original spare parts.
- Repairs can be performed only by authorised staff people authorised by Unior d.d.



- Always disconnect tools not in use from the air supply.